



Darren Chu, CFA  
 Founder  
 Tradable Patterns



# TODAY'S TOP 3 TRADES

May 15, 2023

## AGRIS (WHEAT, SOYBEAN) + TODAY'S TOP TRADE (USDCHF)

### WHEAT (ZW)

Wheat (ZW) is trying to firm to start the week, but appears likely to consolidate another day or so after Friday's rejection post-WASDE at triangle resistance (on the 4hr chart). Before bulls get excited, they'll want to see ZW break above downchannel resistance (on the daily chart), which if successful would dramatically increase odds of breaking descending wedge resistance (on the weekly chart) in the week after. In the meantime, ZW remains vulnerable to a retest in May of the 2023 low (formed early May) and the weekly chart descending wedge support coinciding roughly with the psychologically key 600 whole figure level. [Congratulations to Premium Members alerted Feb 14, 2022 to the looming resumption in the major uptrend and who benefited](#), along with those who took advantage of [the Aug 21, 2020 highlighting of ZW's major bottoming effort](#). The weekly, daily and 4hr RSI, Stochastics and MACD are mostly bottomish. I am looking to go long in the green zone (of the daily chart), targeting the red zone for Friday. The amber/yellow zone is where I might place a stop if I was a swing trader (although in my personal account with which I seldom hold overnight I sometimes set my stops tighter). [Click here for analysis on SOYBEAN, USDCHF](#)

Join the world's largest asset manager and 2 of the world's 5 largest (and 5 of the 10 largest) hedge funds by AUM as daily readers of [Tradable Patterns' technical analysis](#). As seen on Bloomberg, Refinitiv, Factset, Interactive Brokers, readers include global top 10 investment banks. **If you represent an institutional investor or potential distribution partner, write to [info@tradablepatterns.com](mailto:info@tradablepatterns.com) to request Bloomberg, Refinitiv and Factset readership reports.**

### Weekly/Daily/4hr



**Bloomberg**

**REFINITIV**

**FACTSET**

**FINANCIAL TIMES**

**ALPHAVILLE**



**InteractiveBrokers**

**barchart**

Join [Bambu](#) and I for our [conversation](#) on where crypto stands given the tumultuous 2022, covering on a wide range of topics from stablecoins, DeFi to whether the bear has ended post-FTX.

amazon

cna

THE GLOBE AND MAIL

ZeroHedge

Bloomberg

Liquid by Quoine

YouTube

SFA SINGAPORE FINTECH ASSOCIATION



Bambu B2B Robo Advisor

4,652 followers  
3d • 🌐

+ Follow

WealthTech Unwrapped is back with another video episode!

This week, Ned speaks with [Darren Chu](#), about the world of Cryptocurrency and BlockChain. They discuss the practical side of the technology and what the future holds for an industry that has been through many ups and downs.

Catch the full video episode on YouTube today, or visit our usual podcast pages listen in. Links in comments.

Host: [Ned Phillips](#)

[#technology](#) [#video](#) [#cryptocurrency](#) [#blockchain](#) [#podcast](#) [#future](#)



You and 14 others

1 comment • 2 reposts

Reactions



Write to [info@tradablepatterns.com](mailto:info@tradablepatterns.com) to learn about how Institutional/Accredited Investors can gain access to:

1) Top 0.1% of 30k+ tech startups that apply to Y Combinator (#1 accelerator) each yr, via Singapore-regulated PE firm that mimics VC founded by Y Combinator alumni w/ 8x fund markup in 20 months


## Y COMBINATOR

Y Combinator (YC) is known as the world's #1 technology startup incubator with a portfolio valued at over \$600B.

**60+**  
companies valued above \$1B

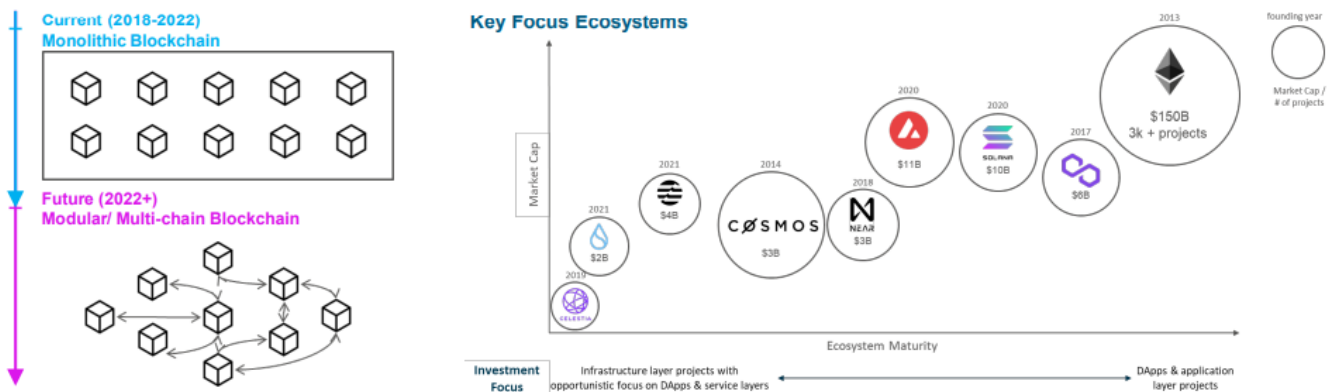
**260+**  
companies valued above \$150M

**15**  
Public companies



2) Hong Kong-regulated Web3 VC (co-founders managed USD 7B in prior careers, and have raised USD 25M of USD 50M target before 1<sup>st</sup> deployment)

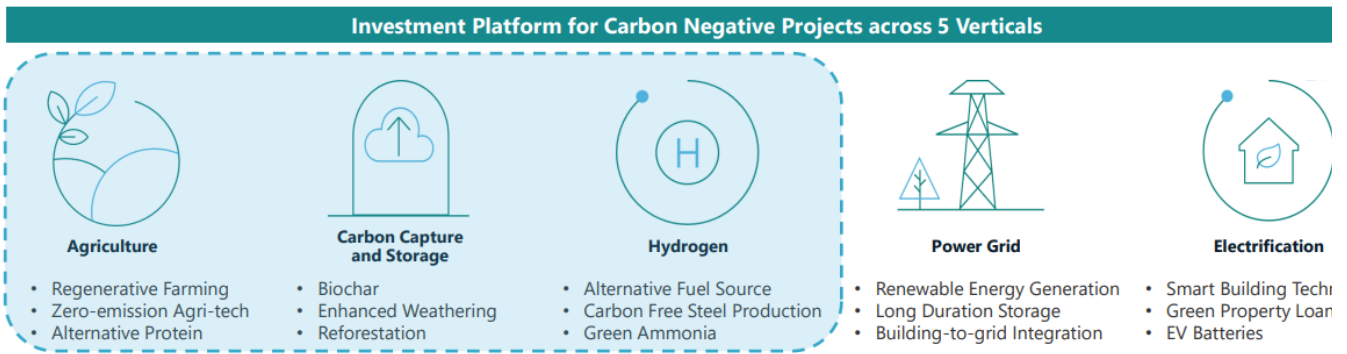
## Investment Strategy – Mainstream Adoption Driven by Modular & Multi-chains



## Ecosystem & Edge - Sourcing within Web2 & Web3, empowering BUILDers

<b>VC Network</b>		<b>Thought Leaderships in Web3 Education &amp; Founder Incubation</b>	
<p><b>Investor network</b></p> <p>Funds GALLANT Management, OZ, citi, Point72, THE CARLYLE GROUP, BOFA SECURITIES</p> <p>Corporates Blackstone, animoca BRANDS, ANAGRAM, BytDance 字节跳动</p> <p><b>Layer 1s/ protocol network</b> EGLD, NEAR, Cosmos, MystenLabs, CØSMOS</p> <p><b>Silicon Valley-based developer network</b> Apple, T, G, Meta, Uber, BLOCKCHAIN, STANFORD BLOCKCHAIN</p>	<p><b>Incubation/ Mentoring</b> Stanford University Blockchain Incubator • Advisor/ Mentor, join private demo day (\$40m raised) • Other investors: Sequoia, Lightspeed, a16z, Paradigm</p> <p><b>Developer Education</b> San Francisco/ Online Coding Bootcamp • 200+ silicon valley-experienced engineers • Instructor for Rust/ WASM/ Solidity/ Zk languages • 15+ white-glove referrals, with opening of discounted strategic rounds &amp; strategic partnerships (e.g. Multicoin)</p> <p><b>Developer Community</b> VC Iterative Venture • A community of 2,000+ Facebook alumni who are founders, builders, advisors, and angel investors in the crypto space (e.g. Coinbase, OpenSea, Aptos/ Sui, a16z) • ~40% of early-stage deal pipeline with community-borne projects and member referrals</p>		

### 3) Singapore-regulated fund providing exposure to global agritech/ESG opportunities



### Deal Pipeline (I)

Visibility on executing pre-identified pipeline of diversified opportunities, ensuring minimum time until capital deployment



### 4) High growth Seed to Series AA stage equity, debt, convertible debt, SAFE, SAFT, token opportunities within tech (mostly fintech, social commerce, SAAS, deep tech-related)



[Sample with Fundamental analysis on ETHUSD, BTCUSD and on the industry from Nov 28, 2021 right before a deepening in the crypto market correction.](#)



## CRYPTO WEEKLY OUTLOOK

ETHEREUM + INDUSTRY FUNDAMENTALS + BITCOIN + RIPPLE

### ETHEREUM (ETHUSD)

Nov 28, 2021

Ethereum (ETHUSD) is deepening in its correction, and appears poised to slide further this week. Significantly, ETHUSD is at high risk of exceeding the September pullback in magnitude, following in Bitcoin (BTCUSD)'s footsteps. The current 2 week downturn is testing the psychologically key 4k whole figure level, and appears to be gravitating towards an uptrend support line (on the weekly chart) connecting the July and September lows. Odds are elevated for a test of the 50% Fib retrace of the July to October rally sometime in December. ETHUSD's correlation to BTCUSD (on a weekly chart) is at 0.95, near the upper end of its 5 year range. [Congratulations to readers alerted August 1st of the completion of the major June-July bottom](#), and to those who heeded [the warning May 16th of the major top forming](#). The weekly RSI, Stochastics and MACD are tiring, weighing on the attempting to bottom daily RSI and Stochastics. I am likely going to remain flat this week but would consider going long in the 3000-3300 range, targeting a 3000-4000 range for December.

#### Weekly (Liquid)



Darren Chu, CFA  
Founder  
Tradable Patterns



Join the world's largest asset manager and 2 of the world's 5 largest (and 5 of the 10 largest) hedge funds by AUM as daily readers of [Tradable Patterns'](#) technical analysis. As seen on Bloomberg, Refinitiv, Factset, Interactive Brokers, readers include global top 10 investment banks. **If you represent an institutional investor or potential distribution partner, write to [info@tradablepatterns.com](mailto:info@tradablepatterns.com) to request Bloomberg, Refinitiv and Factset readership reports.**



**Bloomberg**

REFINITIV

**FACTSET**

FINANCIAL TIMES

ALPHAVILLE



# COFFEE DAILY

Jan 2, 2022

## ROBUSTA COFFEE (RC)

Robusta Coffee (RC) edged lower Friday, closing 2021 just below the fresh year high. Significantly, with the new year beginning, odds are high after last year's strong bull market for RC to at least see a healthy correction. RC is bumping up against upchannel resistance (on the weekly chart), with some hesitation late last week as seen by the 2 consecutive daily Dojis. Any test of the psychologically key 2500 whole figure level will likely have to wait until at least Feb February. The weekly and daily RSI, Stochastics and MACD are rallying or consolidating recent gains. I am looking at entering long in the green zone of the daily chart (in the ~2270-2330 range), targeting the red zone (of the daily chart in the ~2400-2450 range) for Friday. The amber/yellow zone (in the ~2190-2240 range) is where I might place a stop if I was a swing trader (although in my personal account with which I seldom hold overnight I sometimes set my stops tighter).

### Weekly/Daily/4hr



Darren Chu, CFA  
Founder  
Tradable Patterns



Join the world's largest asset manager and 2 of the world's 5 largest (and 5 of the 10 largest) hedge funds by AUM as daily readers of [Tradable Patterns' technical analysis](#). As seen on Bloomberg, Refinitiv, Factset, Interactive Brokers, readers include global top 10 investment banks. If you represent an institutional investor or potential distribution partner, write to [info@tradablepatterns.com](mailto:info@tradablepatterns.com) to request Bloomberg, Refinitiv and Factset readership reports.



**Bloomberg**

REFINITIV

**FACTSET**

FINANCIAL TIMES

ALPHAVILLE



InteractiveBrokers

**barchart**

Get your coffee today? You can now enjoy your brew with Coffee Daily - Tradable Patterns' Arabica and Robusta Coffee Futures technical analysis newsletter, published Monday to Friday before the London open. Write to [info@tradablepatterns.com](mailto:info@tradablepatterns.com) for pricing details and sample reports.

For less experienced traders, tutorials and workshops are offered online and throughout Southeast Asia.

Tradable Patterns content does not constitute an advisory and does not make recommendations, but can supplement your own analysis. Please do your own due diligence ahead of any trades.