



# TODAY'S TOP 3 TRADES

May 19, 2023

**INDICES (S&P500, NASDAQ100) + TODAY'S TOP TRADE (USDCHF)**

## S&P500 (ES)

The S&P500 (ES) is consolidating after surging for 2 straight days to a fresh 2023 high and triangle resistance (on the weekly chart). Odds are now elevated for the ES to join the NQ in gravitating to the 61.8% Fib retrace of the slide from the January 2022 high to October 2022 low (as can be seen more easily on a weekly chart on [tradingview.com](https://tradingview.com)) by month end. The ES is unlikely to slide back to the psychologically key 4k whole figure level for the balance of May. A further short squeeze may arrive today 11am EST following US Fed Chair Powell comments. Congratulations to paying subscribers who benefited from [the Oct 18, 2022 analysis highlighting the early stages of a month plus Dead Cat Bounce](#), or from [the February 18, 2020 analysis one day before the record high in the ES, warning of the pending slide in the S&P500](#). The weekly and daily RSI, Stochastics and MACD are bottomish, rallying or consolidating recent gains. I will likely stay on the sidelines for the rest of May but will keep an eye out for a short opportunity once the weekly RSI, Stochastics and MACD begin showing signs of fatigue.

### Weekly/Daily/4hr



Darren Chu, CFA  
 Founder  
 Tradable Patterns



Join the world's largest asset manager and 2 of the world's 5 largest (and 5 of the 10 largest) hedge funds by AUM as daily readers of [Tradable Patterns' technical analysis](#). As seen on Bloomberg, Refinitiv, Factset, Interactive Brokers, readers include global top 10 investment banks. **If you represent an institutional investor or potential distribution partner, write to [info@tradablepatterns.com](mailto:info@tradablepatterns.com) to request Bloomberg, Refinitiv and Factset readership reports.**



**Bloomberg**

REFINITIV

**FACTSET**

FINANCIAL TIMES

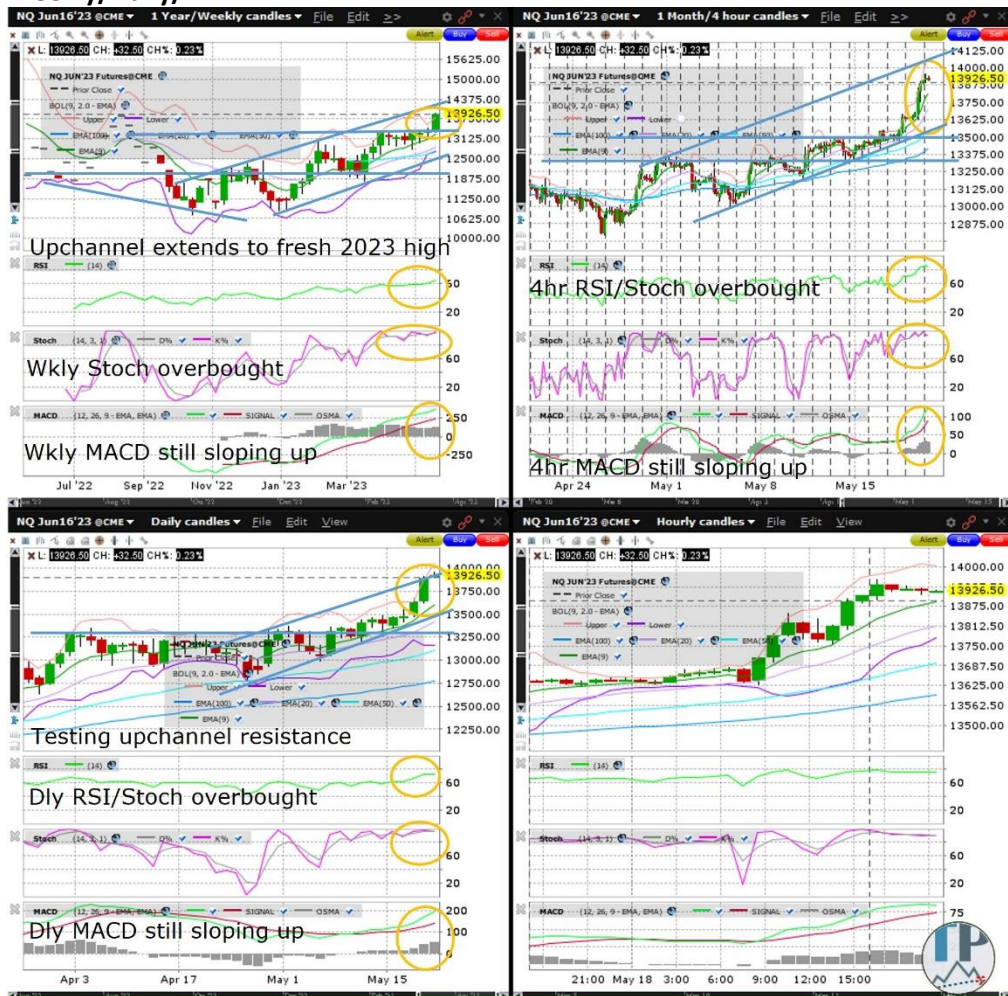
ALPHAVILLE



## NASDAQ100 (NQ)

Nasdaq100 (NQ) is consolidating after yesterday's surge to a fresh 2023 high, extending the Bull Flag (on the weekly chart). Momentum appears sufficient for NQ to in the next week or so, test upchannel resistance (on the weekly chart) and the 61.8% Fib retrace of the bear market from the November 2021 high (as can be seen more easily on a weekly chart on [tradingview.com](https://tradingview.com)). A further short squeeze may arrive today 11am EST following US Fed Chair Powell comments. Congratulations to paying subscribers who benefited from [the Oct 18, 2022 analysis highlighting the early stages of a month plus Dead Cat Bounce](#), [the Jan 18, 2022 warning of the NQ keeling over on a monthly chart](#), [the alert February 18th, 2020 one day before the record high in the S&P500](#), [warning of a pending slide in the Nasdaq100](#) and from [the March 24th, 2020 report highlighting the looming multi-day to multi-week rebound in NQ](#). The weekly and daily RSI, Stochastics and MACD are bottomish, rallying or consolidating recent gains. I will likely stay on the sidelines for the rest of May but will keep an eye out for a short opportunity once the weekly RSI, Stochastics and MACD begin showing signs of fatigue.

### Weekly/Daily/4hr



## USDCHF

The USDCHF is consolidating yesterday's surge above the psychologically key 0.90 whole figure level, and appears poised for a weekly close above descending wedge resistance (on the weekly chart). Odds are decent for continued momentum next week in its bounce off the 2023 low and the weekly chart descending wedge support. Further short covering may arrive today 11am EST following US Fed Chair Powell comments. The weekly, daily and 4hr RSI, Stochastics and MACD are bottomish, rallying or consolidating recent gains. I am looking to go long in the green zone (of the daily chart), targeting the red zone for Thursday. The amber/yellow zone is where I might place a stop if I was a swing trader (although in my personal account with which I seldom hold overnight I sometimes set my stops tighter).

### Weekly/Daily/4hr



Join [Bambu](#) and I for our [conversation](#) on where crypto stands given the tumultuous 2022, covering on a wide range of topics from stablecoins, DeFi to whether the bear has ended post-FTX.



Bambu B2B Robo Advisor

4,652 followers

3d • 🌐

+ Follow ••

WealthTech Unwrapped is back with another video episode!

This week, Ned speaks with [Darren Chu](#), about the world of Cryptocurrency and BlockChain. They discuss the practical side of the technology and what the future holds for an industry that has been through many ups and downs.

Catch the full video episode on YouTube today, or visit our usual podcast pages to listen in. Links in comments.

Host: [Ned Phillips](#)

[#technology](#) [#video](#) [#cryptocurrency](#) [#blockchain](#) [#podcast](#) [#future](#)



You and 14 others

1 comment • 2 repost

Reactions



Write to [info@tradablepatterns.com](mailto:info@tradablepatterns.com) to learn about how Institutional/Accredited Investors can gain access to:

- 1) **Top 0.1% of 30k+ tech startups that apply to Y Combinator (#1 accelerator) each yr, via Singapore-regulated PE firm that mimics VC founded by Y Combinator alumni w/ 8x fund markup in 20 months**


# Y COMBINATOR

Y Combinator (YC) is known as the world's #1 technology startup incubator with a portfolio valued at over \$600B.

**60+**  
companies valued above \$1B

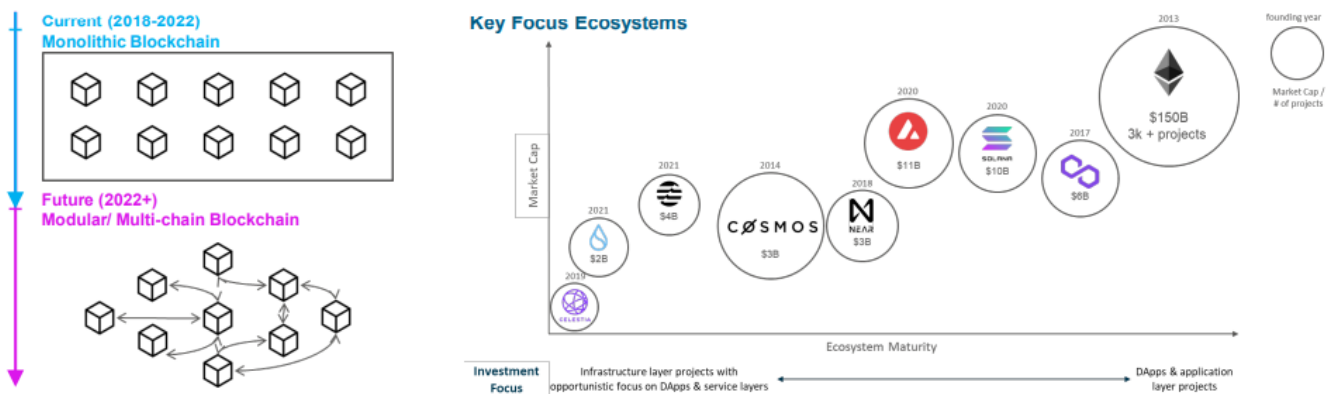
**260+**  
companies valued above \$150M

**15**  
Public companies



## 2) Hong Kong-regulated Web3 VC (co-founders managed USD 7B in prior careers, and have raised USD 25M of USD 50M target before 1st deployment)

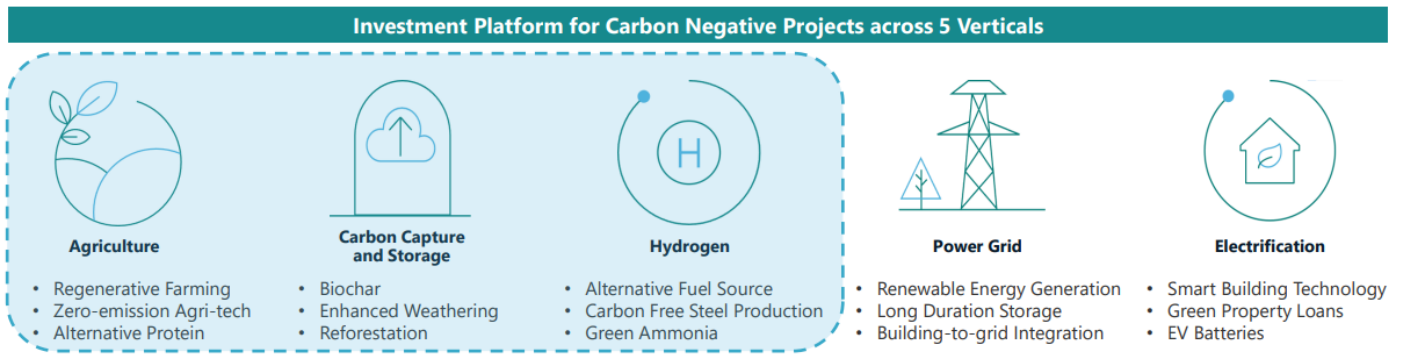
### Investment Strategy – Mainstream Adoption Driven by Modular & Multi-chains



### Ecosystem & Edge - Sourcing within Web2 & Web3, empowering BUILDERS

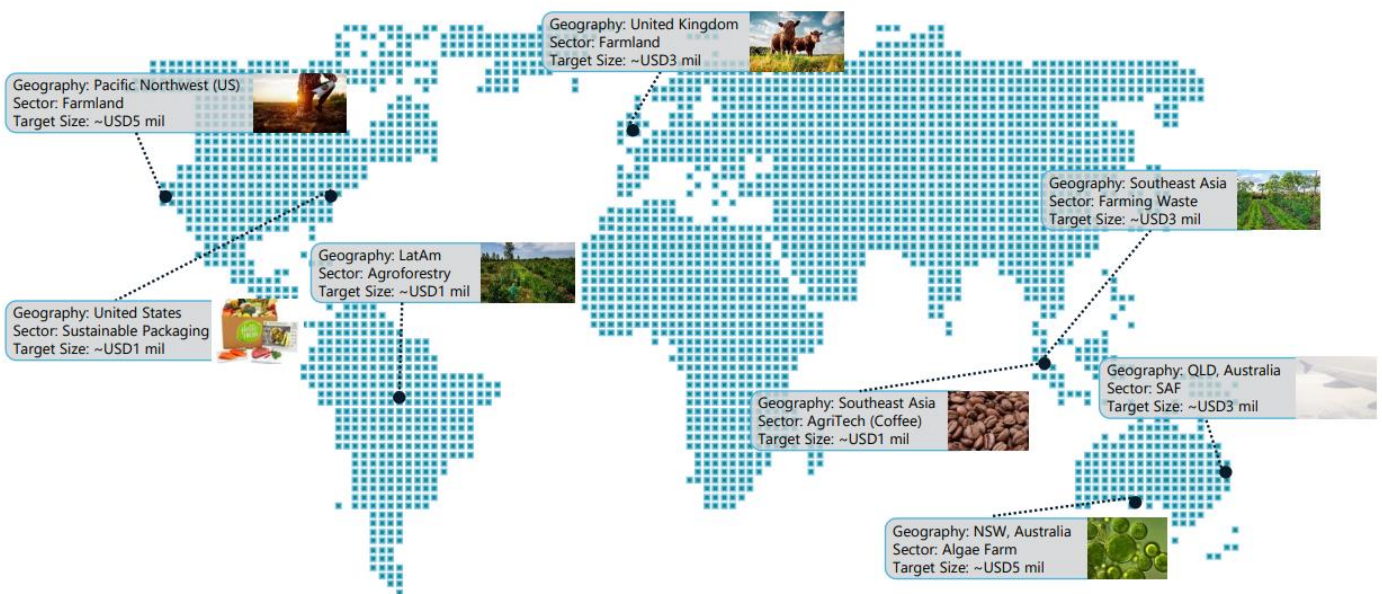
<p><b>VC Network</b></p> <p><b>Investor network</b></p> <p>Funds: OZ, citi, Point72, Blackstone, ANIMATED BRANDS, BINANCE, Anagram, Bynance 字节跳动</p> <p>Corporates: ANIMATED BRANDS, BINANCE, Anagram, Bynance 字节跳动</p> <p><b>Layer 1s/ protocol network</b></p> <p>Bitcoin, Solana, Polygon, BNB, MystenLabs, CØSMOS</p> <p><b>Silicon Valley-based developer network</b></p> <p>Apple, T, G, Snapchat, Airbnb, Meta, Uber, BLOCKCHAIN, STANFORD BLOCKCHAIN</p>	<p><b>Thought Leaderships in Web3 Education &amp; Founder Incubation</b></p> <p><b>Incubation/ Mentoring</b></p> <p><b>Stanford University Blockchain Incubator</b></p> <ul style="list-style-type: none"> <li>Advisor/ Mentor, join private demo day (\$40m raised)</li> <li>Other investors: Sequoia, Lightspeed, a16z, Paradigm</li> </ul> <p><b>San Francisco/ Online Coding Bootcamp</b></p> <ul style="list-style-type: none"> <li>200+ silicon valley-experienced engineers</li> <li>Instructor for Rust/ WASM/ Solidity/ Zk languages</li> <li>15+ white-glove referrals, with opening of discounted strategic rounds &amp; strategic partnerships (e.g. Multicoins)</li> </ul> <p><b>VC Iterative Venture</b></p> <ul style="list-style-type: none"> <li>A community of 2,000+ Facebook alumni who are founders, builders, advisors, and angel investors in the crypto space (e.g. Coinbase, OpenSea, Aptos/ Sui, a16z)</li> <li>~40% of early-stage deal pipeline with community-borne projects and member referrals</li> </ul>
--	---

### 3) Singapore-regulated fund providing exposure to global agritech/ESG opportunities



### Deal Pipeline (I)

Visibility on executing pre-identified pipeline of diversified opportunities, ensuring minimum time until capital deployment



### 4) High growth Seed to Series AA stage equity, debt, convertible debt, SAFE, SAFT, token opportunities within tech (mostly fintech, social commerce, SAAS, deep tech-related)



# CRYPTO WEEKLY OUTLOOK

Feb 13, 2022

**TOP50's TOP10 (BTCUSD, XTZUSD, XRPUSD, ETHUSD, FTTUSD, CROUSD, SANDUSD, MANAUSD, AVAXUSD, TRXUSD)**

## BITCOIN (BTCUSD) Daily



Darren Chu, CFA  
Founder  
Tradable Patterns



Join the world's largest asset manager and 2 of the world's 5 largest (and 5 of the 10 largest) hedge funds by AUM as daily readers of [Tradable Patterns](#)' technical analysis. As seen on Bloomberg, Refinitiv, Factset, Interactive Brokers, readers include global top 10 investment banks. If you represent an institutional investor or potential distribution partner, write to [info@tradablepatterns.com](mailto:info@tradablepatterns.com) to request Bloomberg, Refinitiv and Factset readership reports.

**Crypto Weekly Outlook** offers technical Analysis for 10 coins from the top 50 in market cap that are most interesting for the coming week from a TA standpoint.

[Sample with Fundamental analysis on ETHUSD, BTCUSD and on the industry from Nov 28, 2021 right before a deepening in the crypto market correction.](#)



## CRYPTO WEEKLY OUTLOOK

ETHEREUM + INDUSTRY FUNDAMENTALS + BITCOIN + RIPPLE

### ETHEREUM (ETHUSD)

Nov 28, 2021

Ethereum (ETHUSD) is deepening in its correction, and appears poised to slide further this week. Significantly, ETHUSD is at high risk of exceeding the September pullback in magnitude, following in Bitcoin (BTCUSD)'s footsteps. The current 2 week downturn is testing the psychologically key 4k whole figure level, and appears to be gravitating towards an uptrend support line (on the weekly chart) connecting the July and September lows. Odds are elevated for a test of the 50% Fib retrace of the July to October rally sometime in December. ETHUSD's correlation to BTCUSD (on a weekly chart) is at 0.95, near the upper end of its 5 year range. [Congratulations to readers alerted August 1st of the completion of the major June-July bottom](#), and to those who heeded [the warning May 16th of the major top forming](#). The weekly RSI, Stochastics and MACD are tiring, weighing on the attempting to bottom daily RSI and Stochastics. I am likely going to remain flat this week but would consider going long in the 3000-3300 range, targeting a 3000-4000 range for December.

#### Weekly (Liquid)



Darren Chu, CFA  
Founder  
Tradable Patterns



Join the world's largest asset manager and 2 of the world's 5 largest (and 5 of the 10 largest) hedge funds by AUM as daily readers of [Tradable Patterns'](#) technical analysis. As seen on Bloomberg, Refinitiv, Factset, Interactive Brokers, readers include global top 10 investment banks. **If you represent an institutional investor or potential distribution partner, write to [info@tradablepatterns.com](mailto:info@tradablepatterns.com) to request Bloomberg, Refinitiv and Factset readership reports.**



**Bloomberg**

REFINITIV

**FACTSET**

FINANCIAL TIMES

ALPHAVILLE





# COFFEE DAILY

Jan 2, 2022

## ROBUSTA COFFEE (RC)

Robusta Coffee (RC) edged lower Friday, closing 2021 just below the fresh year high. Significantly, with the new year beginning, odds are high after last year's strong bull market for RC to at least see a healthy correction. RC is bumping up against upchannel resistance (on the weekly chart), with some hesitation late last week as seen by the 2 consecutive daily Dojis. Any test of the psychologically key 2500 whole figure level will likely have to wait until at least Feb February. The weekly and daily RSI, Stochastics and MACD are rallying or consolidating recent gains. I am looking at entering long in the green zone of the daily chart (in the ~2270-2330 range), targeting the red zone (of the daily chart in the ~2400-2450 range) for Friday. The amber/yellow zone (in the ~2190-2240 range) is where I might place a stop if I was a swing trader (although in my personal account with which I seldom hold overnight I sometimes set my stops tighter).

### Weekly/Daily/4hr



Darren Chu, CFA  
Founder  
Tradable Patterns



Join the world's largest asset manager and 2 of the world's 5 largest (and 5 of the 10 largest) hedge funds by AUM as daily readers of [Tradable Patterns' technical analysis](#). As seen on Bloomberg, Refinitiv, Factset, Interactive Brokers, readers include global top 10 investment banks. **If you represent an institutional investor or potential distribution partner, write to [info@tradablepatterns.com](mailto:info@tradablepatterns.com) to request Bloomberg, Refinitiv and Factset readership reports.**



**Bloomberg**

REFINITIV

**FACTSET**

FINANCIAL TIMES

ALPHAVILLE



InteractiveBrokers

**barchart**

Get your coffee today? You can now enjoy your brew with Coffee Daily - Tradable Patterns' Arabica and Robusta Coffee Futures technical analysis newsletter, published Monday to Friday before the London open. Write to [info@tradablepatterns.com](mailto:info@tradablepatterns.com) for pricing details and sample reports.

For less experienced traders, tutorials and workshops are offered online and throughout Southeast Asia.

Tradable Patterns content does not constitute an advisory and does not make recommendations, but can supplement your own analysis. Please do your own due diligence ahead of any trades.

This communication is issued by Tradable Patterns and/or affiliates of Tradable Patterns. This is not a personal recommendation, nor an offer to buy or sell nor a solicitation to buy or sell any securities, investment products or other financial instruments or services. This material is distributed for general informational and educational purposes only and is not intended to constitute legal, tax, accounting or investment advice.

The statements in this document shall not be considered as an objective or independent explanation of the matters. Please note that this document (a) has not been prepared in accordance with legal requirements designed to promote the independence of investment research, and (b) is not subject to any prohibition on dealing ahead of the dissemination or publication of investment research.

Tradable Patterns 2021. All rights reserved.

Intended for recipient only and not for further distribution without the consent of Tradable Patterns.