



Darren Chu, CFA
 Founder
 Tradable Patterns



Join the world's largest asset manager and 2 of the world's 5 largest (and 5 of the 10 largest) hedge funds by AUM as daily readers of [Tradable Patterns' technical analysis](#). As seen on Bloomberg, Refinitiv, Factset, Interactive Brokers, readers include global top 10 investment banks. **If you represent an institutional investor or potential distribution partner, write to info@tradablepatterns.com to request Bloomberg, Refinitiv and Factset readership reports.**



Bloomberg

REFINITIV 

FACTSET

FINANCIAL TIMES

ALPHAVILLE



COFFEE DAILY

May 22, 2023

ROBUSTA COFFEE (RC)

Robusta Coffee (RC) surged another near 2% Friday to a fresh 2023 high. Healthy consolidation can be expected to kick in early week though with RC having briefly bumped Friday against upchannel resistance (on the weekly chart) and the psychologically key 2600 whole figure level. Nevertheless, RC remains for now moderately likely to reclaim the 2011 high (formed in that March) before month end, with the massive Bull Flag consolidation since late 2021 (seen easier on a monthly chart on tradingview.com) completed. The weekly and daily RSI, Stochastics and MACD are rallying or consolidating recent gains, with the weekly RSI and Stochastics overbought. I am looking at entering long in the green zone of the daily chart (in the ~2470-2580 range), targeting the red zone (of the daily chart in the ~2620-2700 range) for Friday. The amber/yellow zone (in the ~2300-2420 range) is where I might place a stop if I was a swing trader (although in my personal account with which I seldom hold overnight I sometimes set my stops tighter).

Weekly/Daily/4hr



ARABICA COFFEE (KC)

Arabica Coffee (KC) surged almost 3% Friday, halting the slide from the April high. A test of the weekly chart upchannel support sometime this week is now less likely than a reclaiming of the psychologically key 2 whole figure level and the May high before month end. The weekly, daily and 4hr RSI, Stochastics and MACD are bottomish or rallying. I am looking at entering long in the green zone of the daily chart (in the ~1.82-1.90 range), targeting the red zone (of the daily chart in the ~1.95-2.03 range) for Friday. The amber/yellow zone (in the ~1.73-1.80 range) is where I might place a stop if I was a swing trader (although in my personal account with which I seldom hold overnight I sometimes set my stops tighter).

Weekly/Daily/4hr



Join [Bambu](#) and I for our [conversation](#) on where crypto stands given the tumultuous 2022, covering on a wide range of topics from stablecoins, DeFi to whether the bear has ended post-FTX.

InteractiveBrokers

barchart
amazon

cna

THE GLOBE AND MAIL

ZeroHedge

Bloomberg

Liquid
by Quoine

YouTube

SFA SINGAPORE FINTECH ASSOCIATION



Bambu B2B Robo Advisor

4,652 followers

3d • 🌐

+ Follow ...

WealthTech Unwrapped is back with another video episode!

This week, Ned speaks with [Darren Chu](#), about the world of Cryptocurrency and BlockChain. They discuss the practical side of the technology and what the future holds for an industry that has been through many ups and downs.

Catch the full video episode on YouTube today, or visit our usual podcast pages to listen in. Links in comments.

Host: [Ned Phillips](#)

[#technology](#) [#video](#) [#cryptocurrency](#) [#blockchain](#) [#podcast](#) [#future](#)



You and 14 others

1 comment • 2 reposts

Reactions



Write to info@tradablepatterns.com to learn about how Institutional/Accredited Investors can gain access to:

- 1) **Top 0.1% of 30k+ tech startups that apply to Y Combinator (#1 accelerator) each yr, via Singapore-regulated PE firm that mimics VC founded by Y Combinator alumni w/ 8x fund markup in 20 months**


Y COMBINATOR

Y Combinator (YC) is known as the world's #1 technology startup incubator with a portfolio valued at over \$600B.

60+
companies valued above \$1B

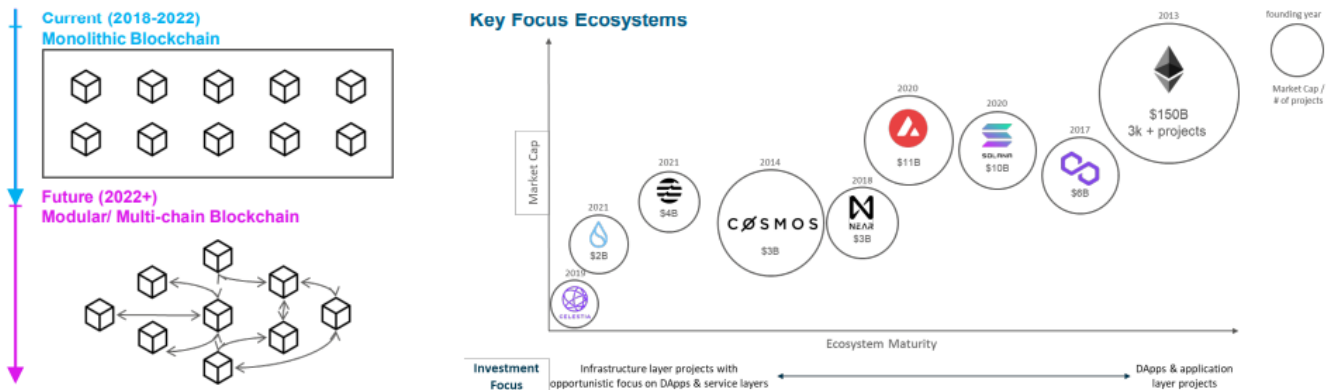
260+
companies valued above \$150M

15
Public companies



2) Hong Kong-regulated Web3 VC (co-founders managed USD 7B in prior careers, and have raised USD 80M of USD 100M target before 1st deployment)

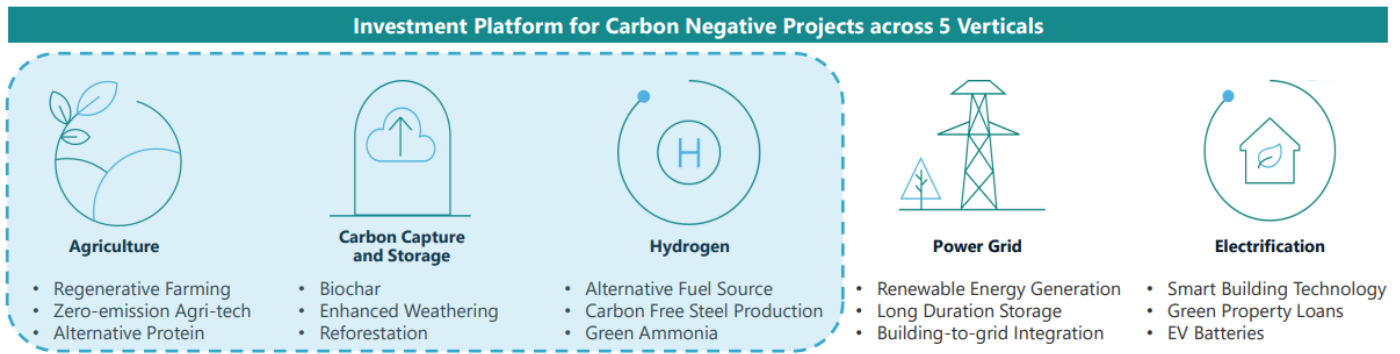
Investment Strategy – Mainstream Adoption Driven by Modular & Multi-chains



Ecosystem & Edge - Sourcing within Web2 & Web3, empowering BUILDers

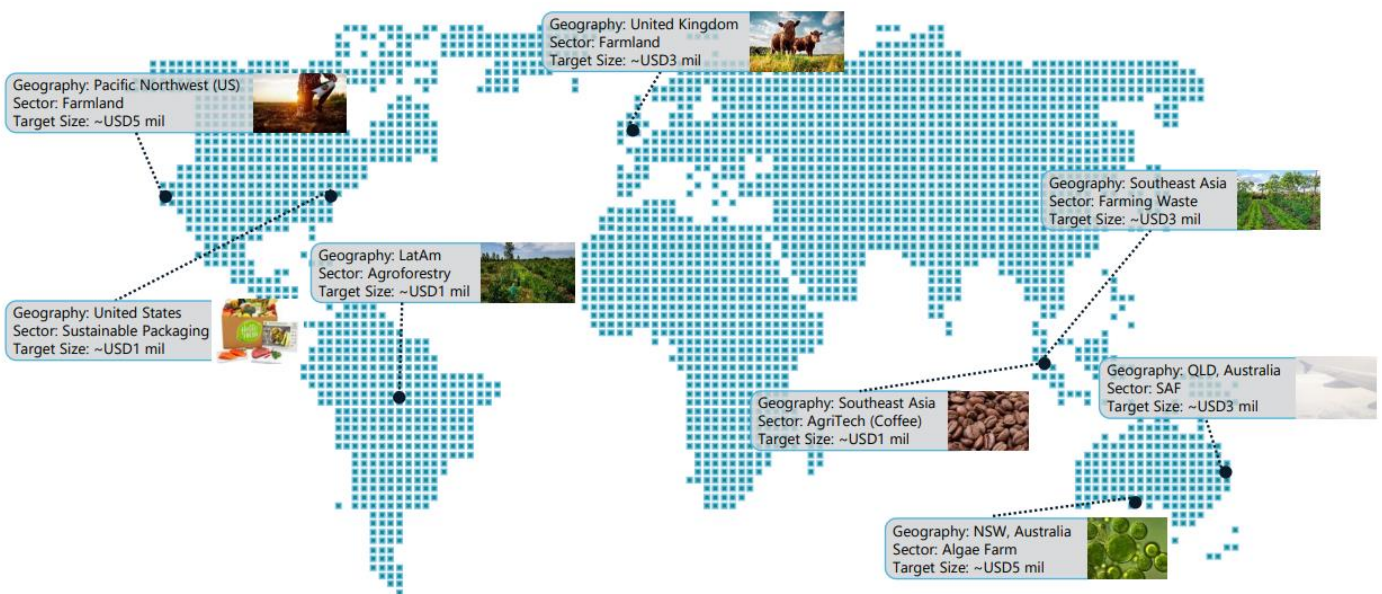
<p>Investor network</p> <p>Funds</p> <p>Layer 1s/ protocol network</p> <p>Silicon Valley-based developer network</p>	<p>VC Network</p> <p>Corporates</p>	<p>Thought Leaderships in Web3 Education & Founder Incubation</p> <p>Incubation/ Mentoring</p> <p>Stanford University Blockchain Incubator</p> <ul style="list-style-type: none"> • Advisor/ Mentor, join private demo day (\$40m raised) • Other investors: Sequoia, Lightspeed, a16z, Paradigm <p>Developer Education</p> <p>San Francisco/ Online Coding Bootcamp</p> <ul style="list-style-type: none"> • 200+ silicon valley-experienced engineers • Instructor for Rust/ WASM/ Solidity/ Zk languages • 15+ white-glove referrals, with opening of discounted strategic rounds & strategic partnerships (e.g. Multicoins) <p>Developer Community</p> <p>VC Iterative Venture</p> <ul style="list-style-type: none"> • A community of 2,000+ Facebook alumni who are founders, builders, advisors, and angel investors in the crypto space (e.g. Coinbase, OpenSea, Aptos/ Sui, a16z) • ~40% of early-stage deal pipeline with community-borne projects and member referrals
---	--	---

3) Singapore-regulated fund providing exposure to global agritech/ESG opportunities



Deal Pipeline (I)

Visibility on executing pre-identified pipeline of diversified opportunities, ensuring minimum time until capital deployment



4) High growth Seed to Series AA stage equity, debt, convertible debt, SAFE, SAFT, token opportunities within tech (mostly fintech, social commerce, SAAS, deep tech-related)



Darren Chu, CFA
 Founder
 Tradable Patterns



Join the world's largest asset manager and 2 of the world's 5 largest (and 5 of the 10 largest) hedge funds by AUM as daily readers of [Tradable Patterns](#)' technical analysis. As seen on Bloomberg, Refinitiv, Factset, Interactive Brokers, readers include global top 10 investment banks. **If you represent an institutional investor or potential distribution partner, write to info@tradablepatterns.com to request Bloomberg, Refinitiv and Factset readership reports.**

TODAY'S TOP 3 TRADES

Jan 19, 2022

METALS/ENERGY (NATURAL GAS, SILVER) + TODAY'S TOP TRADE (VIX)

Natural Gas (NG)

Natural Gas (NG) is trying to bounce off uptrend support (on the 4hr chart) in today's Asia morning, making progress in recovering after Thursday's strong profittaking. Significantly, NG is extending Friday's rebound from just above the psychologically key 4 whole figure level, with the catalyst for testing triangle resistance (on the daily chart) coming as early as Thursday's highly anticipated weekly storage data. With NG comfortably above the 50% Fib retrace of the entire June 2020 to October 2021 rally (seen on tradingview.com on a monthly chart), NG appears unlikely to retest the December low the balance of January. Congratulations to Premium Members who benefited from the opportunities highlighted [Jan 27th](#) and [April 14th](#). The weekly, daily and 4hr RSI, Stochastics and MACD are bottomish, rallying or consolidating recent gains. I am looking to enter long in the green zone (of the daily chart), targeting the red zone for Tuesday. The amber/yellow zone is where I might place a stop if I was a swing trader (although in my personal account with which I seldom hold overnight I sometimes set my stops tighter).

Weekly/Daily/4hr



AS SEEN ON

Bloomberg

REFINITIV

FACTSET

FINANCIAL TIMES

ALPHAVILLE

Ice

InteractiveBrokers

barchart

Today's Top 3 Trades offers technical analysis on a subset of 3 CME/ICE commodity/index futures or spot FX markets (with coverage for 2 markets from a designated asset class(es) for each weekday as seen in the Watchlist), plus the top trade idea for the day from any asset class. All 3 markets covered are selected based on their likelihood to exhibit trend reversal or continuation during the week that begins on the day of coverage, based on technical analysis and news flow. For instance, Monday coverage is on 2 Agri (and potentially 1 Index), while Tuesdays are devoted to 2 Indices (and potentially 1 Soft).



CRYPTO WEEKLY OUTLOOK

Feb 13, 2022

TOP50's TOP10 (BTCUSD, XTZUSD, XRPUSD, ETHUSD, FTTUSD, CROUSD, SANDUSD, MANAUSD, AVAXUSD, TRXUSD)

BITCOIN (BTCUSD) Daily



Darren Chu, CFA
Founder
Tradable Patterns



Join the world's largest asset manager and 2 of the world's 5 largest (and 5 of the 10 largest) hedge funds by AUM as daily readers of [Tradable Patterns](https://tradablepatterns.com)' technical analysis. As seen on Bloomberg, Refinitiv, Factset, Interactive Brokers, readers include global top 10 investment banks. If you represent an institutional investor or potential distribution partner, write to info@tradablepatterns.com to request Bloomberg, Refinitiv and Factset readership reports.

Crypto Weekly Outlook offers technical Analysis for 10 coins from the top 50 in market cap that are most interesting for the coming week from a TA standpoint.

[Sample with Fundamental analysis on ETHUSD, BTCUSD and on the industry from Nov 28, 2021 right before a deepening in the crypto market correction.](#)



CRYPTO WEEKLY OUTLOOK

ETHEREUM + INDUSTRY FUNDAMENTALS + BITCOIN + RIPPLE

ETHEREUM (ETHUSD)

Nov 28, 2021

Ethereum (ETHUSD) is deepening in its correction, and appears poised to slide further this week. Significantly, ETHUSD is at high risk of exceeding the September pullback in magnitude, following in Bitcoin (BTCUSD)'s footsteps. The current 2 week downturn is testing the psychologically key 4k whole figure level, and appears to be gravitating towards an uptrend support line (on the weekly chart) connecting the July and September lows. Odds are elevated for a test of the 50% Fib retrace of the July to October rally sometime in December. ETHUSD's correlation to BTCUSD (on a weekly chart) is at 0.95, near the upper end of its 5 year range. [Congratulations to readers alerted August 1st of the completion of the major June-July bottom](#), and to those who heeded [the warning May 16th of the major top forming](#). The weekly RSI, Stochastics and MACD are tiring, weighing on the attempting to bottom daily RSI and Stochastics. I am likely going to remain flat this week but would consider going long in the 3000-3300 range, targeting a 3000-4000 range for December.

Weekly (Liquid)



Darren Chu, CFA
Founder
Tradable Patterns



Join the world's largest asset manager and 2 of the world's 5 largest (and 5 of the 10 largest) hedge funds by AUM as daily readers of [Tradable Patterns' technical analysis](#). As seen on Bloomberg, Refinitiv, Factset, Interactive Brokers, readers include global top 10 investment banks. **If you represent an institutional investor or potential distribution partner, write to info@tradablepatterns.com to request Bloomberg, Refinitiv and Factset readership reports.**



Bloomberg

REFINITIV 

FACTSET

FINANCIAL TIMES

ALPHAVILLE

For less experienced traders, tutorials and workshops are offered online and throughout Southeast Asia.

Tradable Patterns content does not constitute an advisory and does not make recommendations, but can supplement your own analysis. Please do your own due diligence ahead of any trades.