



CRYPTO WEEKLY OUTLOOK

Apr 2, 2023

TOP50's TOP10 (BTCUSD, ETHUSD, LTCUSD, BNBUSD, XTZUSD, AVAXUSD, DOTUSD, EOSUSD, ALGOUSD, UNIUSD)

BITCOIN (BTCUSD) Weekly



Darren Chu, CFA
 Founder
 Tradable Patterns



Join the world's largest asset manager and 2 of the world's 5 largest (and 5 of the 10 largest) hedge funds by AUM as daily readers of [Tradable Patterns](https://tradablepatterns.com)' technical analysis. As seen on Bloomberg, Refinitiv, Factset, Interactive Brokers, readers include global top 10 investment banks. **If you represent an institutional investor or potential distribution partner, write to info@tradablepatterns.com to request Bloomberg, Refinitiv and Factset readership reports.**



ETHEREUM (ETHUSD) Weekly



LITECOIN (LTCUSD) Weekly



BINANCE COIN (BNBUSD) Weekly



TEZOS (XTZUSD) Weekly



AVALANCHE (AVAXUSD) Weekly



POLKADOT (DOTUSD) Weekly



EOS (EOSUSD) Weekly



ALGORAND (ALGOUSD) Weekly



UNISWAP (UNIUSD) Weekly



Join [Bambu](#) and I for our [conversation](#) on where crypto stands given the tumultuous 2022, covering on a wide range of topics from stablecoins, DeFi to whether the bear has ended post-FTX.



Bambu B2B Robo Advisor

4,651 followers

19h • 🌐

+ Follow

WealthTech Unwrapped is back with another video episode!

This week, Ned speaks with [Darren Chu](#), about the world of Cryptocurrency and Blockchain. They discuss the practical side of the technology and what the future holds for an industry that has been through many ups and downs.

Catch the full video episode on YouTube today, or visit our usual podcast pages to listen in. Links in comments.

Host: [Ned Phillips](#)

[#technology](#) [#video](#) [#cryptocurrency](#) [#blockchain](#) [#podcast](#) [#future](#)

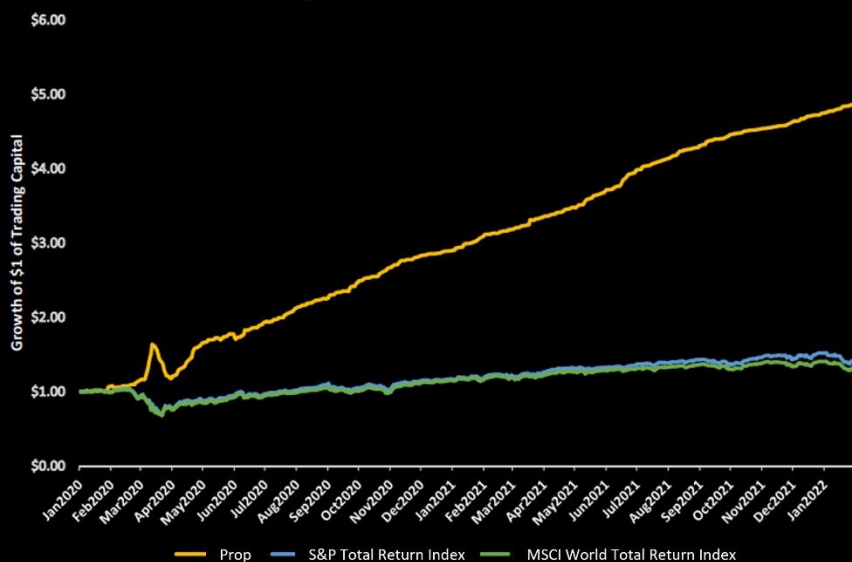


Write to info@tradablepatterns.com to learn about how Institutional/Accredited Investors can gain access to:

1) Futures/FX/ETF Arbitraging, Marketmaking Hedge Fund

- a. Team's ex-Goldman Sachs, DRW, Jump, Standard Chartered
- b. Singapore-regulated
- c. Opportunity via equity, 12% unsecured note or VCC (principal protection + 5% coupon + 10% of trading returns)
- d. Prop performance since Jan 2020:

Prop Performance vs Benchmarks



Risk & Return Metrics

Net Trading Revenue (annu.)	\$10 million
Capital Base	\$5.6 million
Net Return (annu.)	180.0%+
Sharpe Ratio	7.5+
Best Month (Apr '20)	+\$2.5 million
Worst Month (Mar '20)	+\$230,000
% Positive Days	93%

*Since January 2020

Strategy Breakdown

ETF/Index Arbitrage
Currency Arbitrage
Single Stock Futures Arbitrage
Market Making/Liquidity Provision

Asset Classes

ETFs, Equities, Futures
Foreign Exchange, Cryptocurrencies

2) Top 0.1% of 30k+ tech startups that apply to Y Combinator (#1 accelerator) each yr, via Singapore-regulated PE firm that mimics VC founded by Y Combinator alumni w/ 8x fund markup in 20 months


Y COMBINATOR

Y Combinator (YC) is known as the world's #1 technology startup incubator with a portfolio valued at over \$600B.

60+
companies valued above \$1B

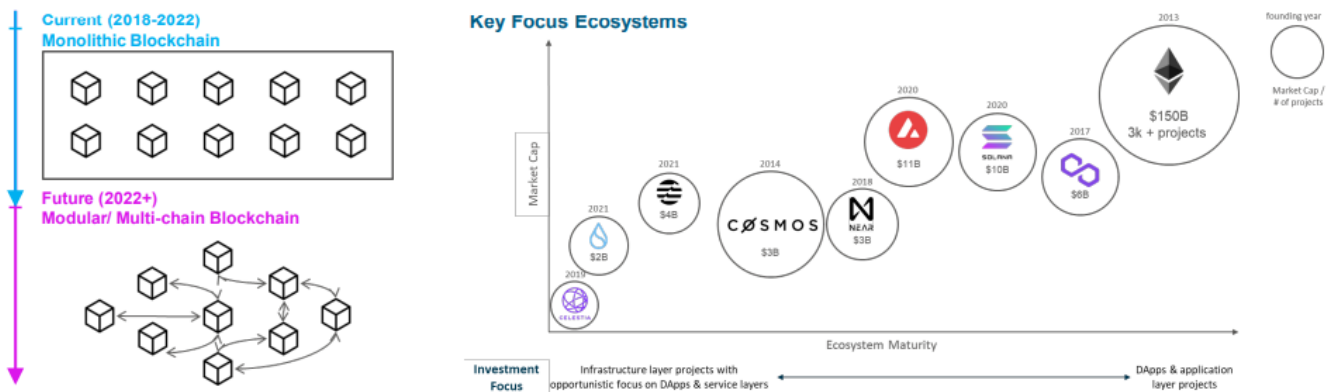
260+
companies valued above \$150M

15
Public companies



3) Hong Kong-regulated Web3 VC (co-founders managed USD 7B in prior careers, and have raised USD 25M of USD 50M target before 1st deployment)

Investment Strategy – Mainstream Adoption Driven by Modular & Multi-chains



Ecosystem & Edge - Sourcing within Web2 & Web3, empowering BUILDERS

Investor network

Funds: OZ, citi, Point2, Blackstone, ANIMOCA BRANDS, BINANCE, GALLANT Management, THE CARLYLE GROUP, BofA SECURITIES

Corporates: Anagram, Baidu, 字节跳动

Layer 1s/ protocol network

SOLANA, MystenLabs, CØSMOS

Silicon Valley-based developer network

Apple, T, G, Snapchat, Airbnb, Meta, Uber, BLOCKCHAIN, STANFORD BLOCKCHAIN

VC Network

Thought Leaderships in Web3 Education & Founder Incubation

Incubation/ Mentoring

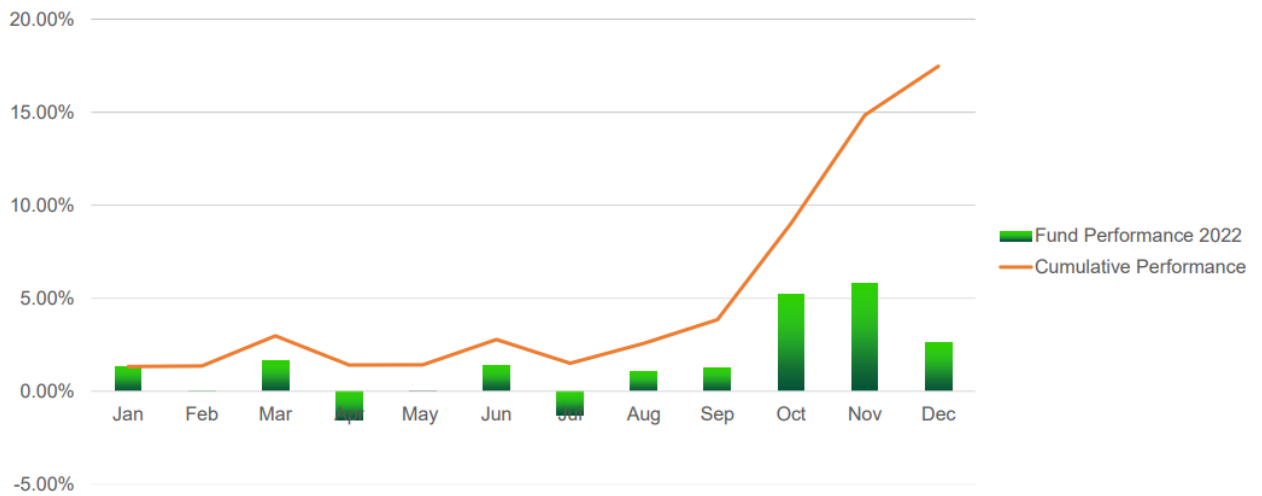
- Stanford University Blockchain Incubator
 - Advisor/ Mentor, join private demo day (\$40m raised)
 - Other investors: Sequoia, Lightspeed, a16z, Paradigm
- San Francisco/ Online Coding Bootcamp
 - 200+ silicon valley-experienced engineers
 - Instructor for Rust/ WASM/ Solidity/ Zk languages
 - 15+ white-glove referrals, with opening of discounted strategic rounds & strategic partnerships (e.g. Multicoi)
- VC Iterative Venture
 - A community of 2,000+ Facebook alumni who are founders, builders, advisors, and angel investors in the crypto space (e.g. Coinbase, OpenSea, Aptos/ Sui, a16z)
 - ~40% of early-stage deal pipeline with community-borne projects and member referrals

Developer Education

Developer Community

4) Singapore-Regulated Mean Reversion, Stat Arb, Momentum/TA-Based Hedge Fund

YEAR	Jan	Feb	Mar	Apr	May	Jun	Jul	Aug	Sep	Oct	Nov	Dec	YTD
2022	1.33%	0.03%	1.62%	-1.57%	0.01%	1.36%	-1.28%	1.07%	1.28%	5.18%	5.81%	2.63%	17.48



5) Deeply discounted listed tokens

6) High growth Seed to Series AA stage equity, debt, convertible debt, SAFE, SAFT, token opportunities within tech (mostly fintech, social commerce, SAAS, deep tech-related)



Darren Chu, CFA
 Founder
 Tradable Patterns



Join the world's largest asset manager and 2 of the world's 5 largest (and 5 of the 10 largest) hedge funds by AUM as daily readers of [Tradable Patterns](#)' technical analysis. As seen on Bloomberg, Refinitiv, Factset, Interactive Brokers, readers include global top 10 investment banks. **If you represent an institutional investor or potential distribution partner, write to info@tradablepatterns.com to request Bloomberg, Refinitiv and Factset readership reports.**

TODAY'S TOP 3 TRADES

Jan 19, 2022

METALS/ENERGY (NATURAL GAS, SILVER) + TODAY'S TOP TRADE (VIX)

Natural Gas (NG)

Natural Gas (NG) is trying to bounce off uptrend support (on the 4hr chart) in today's Asia morning, making progress in recovering after Thursday's strong profittaking. Significantly, NG is extending Friday's rebound from just above the psychologically key 4 whole figure level, with the catalyst for testing triangle resistance (on the daily chart) coming as early as Thursday's highly anticipated weekly storage data. With NG comfortably above the 50% Fib retrace of the entire June 2020 to October 2021 rally (seen on tradingview.com on a monthly chart), NG appears unlikely to retest the December low the balance of January. Congratulations to Premium Members who benefited from the opportunities highlighted [Jan 27th](#) and [April 14th](#). The weekly, daily and 4hr RSI, Stochastics and MACD are bottomish, rallying or consolidating recent gains. I am looking to enter long in the green zone (of the daily chart), targeting the red zone for Tuesday. The amber/yellow zone is where I might place a stop if I was a swing trader (although in my personal account with which I seldom hold overnight I sometimes set my stops tighter).

Weekly/Daily/4hr



AS SEEN ON

Bloomberg

REFINITIV

FACTSET

FINANCIAL TIMES

ALPHAVILLE

Ice

InteractiveBrokers

barchart

Today's Top 3 Trades offers technical analysis on a subset of 3 CME/ICE commodity/index futures or spot FX markets (with coverage for 2 markets from a designated asset class(es) for each weekday as seen in the Watchlist), plus the top trade idea for the day from any asset class. All 3 markets covered are selected based on their likelihood to exhibit trend reversal or continuation during the week that begins on the day of coverage, based on technical analysis and news flow. For instance, Monday coverage is on 2 Agri (and potentially 1 Index), while Tuesdays are devoted to 2 Indices (and potentially 1 Soft).



COFFEE DAILY

Jan 2, 2022

ROBUSTA COFFEE (RC)

Robusta Coffee (RC) edged lower Friday, closing 2021 just below the fresh year high. Significantly, with the new year beginning, odds are high after last year's strong bull market for RC to at least see a healthy correction. RC is bumping up against upchannel resistance (on the weekly chart), with some hesitation late last week as seen by the 2 consecutive daily Dojis. Any test of the psychologically key 2500 whole figure level will likely have to wait until at least February. The weekly and daily RSI, Stochastics and MACD are rallying or consolidating recent gains. I am looking at entering long in the green zone of the daily chart (in the ~2270-2330 range), targeting the red zone (of the daily chart in the ~2400-2450 range) for Friday. The amber/yellow zone (in the ~2190-2240 range) is where I might place a stop if I was a swing trader (although in my personal account with which I seldom hold overnight I sometimes set my stops tighter).

Weekly/Daily/4hr



Darren Chu, CFA
Founder
Tradable Patterns



Join the world's largest asset manager and 2 of the world's 5 largest (and 5 of the 10 largest) hedge funds by AUM as daily readers of [Tradable Patterns' technical analysis](#). As seen on Bloomberg, Refinitiv, Factset, Interactive Brokers, readers include global top 10 investment banks. **If you represent an institutional investor or potential distribution partner, write to info@tradablepatterns.com to request Bloomberg, Refinitiv and Factset readership reports.**



Bloomberg

REFINITIV

FACTSET

FINANCIAL TIMES

ALPHAVILLE



InteractiveBrokers

barchart

Get your coffee today? You can now enjoy your brew with Coffee Daily - Tradable Patterns' Arabica and Robusta Coffee Futures technical analysis newsletter, published Monday to Friday before the London open. Write to info@tradablepatterns.com for pricing details and sample reports.

For less experienced traders, tutorials and workshops are offered online and throughout Southeast Asia.

Tradable Patterns content does not constitute an advisory and does not make recommendations, but can supplement your own analysis. Please do your own due diligence ahead of any trades.