



# TODAY'S TOP 3 TRADES

April 14, 2023

**INDICES (S&P500, Nasdaq100) + TODAY'S TOP TRADE (WTI CRUDE)**

## S&P500 (ES)

The S&P500 (ES) is consolidating just shy of the April and February high, forming a weekly Hammer just below downtrend resistance (on the weekly chart). ES now appears more likely to test the August high in April than the psychologically key 4k whole figure level. Regardless of any volatility today 830am EST with the US retail sales and at 10am EST following the US preliminary UoM consumer sentiment, odds are elevated for a further short squeeze going into next week. Congratulations to paying subscribers who benefited from [the Oct 18, 2022 analysis highlighting the early stages of a month plus Dead Cat Bounce](#), or from [the February 18, 2020 analysis one day before the record high in the ES, warning of the pending slide in the S&P500](#). The weekly, daily and 4hr RSI, Stochastics and MACD are bottomish, rallying or consolidating recent gains. I am going to stay on the sidelines for now, waiting for an exhaustion in the rally since the October low before going short.

### Weekly/Daily/4hr



Darren Chu, CFA  
 Founder  
 Tradable Patterns



Join the world's largest asset manager and 2 of the world's 5 largest (and 5 of the 10 largest) hedge funds by AUM as daily readers of [Tradable Patterns' technical analysis](#). As seen on Bloomberg, Refinitiv, Factset, Interactive Brokers, readers include global top 10 investment banks. **If you represent an institutional investor or potential distribution partner, write to [info@tradablepatterns.com](mailto:info@tradablepatterns.com) to request Bloomberg, Refinitiv and Factset readership reports.**



**Bloomberg**

**REFINITIV**

**FACTSET**

**FINANCIAL TIMES**

**ALPHAVILLE**



## NASDAQ100 (NQ)

Nasdaq100 (NQ) is consolidating yesterday's near 2% bounce, pausing as it nears the 2023 high. Nevertheless, NQ appears to still have upward momentum in its rally off the October low before bumping against upchannel resistance (on the weekly chart) coinciding roughly with the 50% Fib retrace of the bear market from the November 2021 high. Regardless of any volatility today 830am EST with the US retail sales and at 10am EST following the US preliminary UoM consumer sentiment, odds are elevated for a further short squeeze going into next week. Congratulations to paying subscribers who benefited from [the Oct 18, 2022 analysis highlighting the early stages of a month plus Dead Cat Bounce](#), [the Jan 18, 2022 warning of the NQ keeling over on a monthly chart](#), [the alert February 18th, 2020 one day before the record high in the S&P500, warning of a pending slide in the Nasdaq100](#) and from [the March 24th, 2020 report highlighting the looming multi-day to multi-week rebound in NQ](#). The weekly, daily and 4hr RSI, Stochastics and MACD are bottomish, rallying or consolidating recent gains. I am going to stay on the sidelines for now, waiting for an exhaustion in the rally since the October low before going short.

### Weekly/Daily/4hr



## WTI CRUDE (CL)

WTI Crude (CL) is looking like it's ready for some healthy profit-taking going into next week as it flirts with breaking uptrend support (that began late March). Nevertheless, CL appears unlikely next week to fill the gap up 2 Mondays ago. The open two Mondays ago above downchannel resistance (on the weekly chart) and price action since then above the psychologically key 80 whole figure level and the 50% Fib retrace of the slide from the June 2022 high to the March low suggest an overall bullish second half to April. [Congratulations to readers who heeded the August 4, 2021 warning of CL's vulnerability](#), and to [Premium Members who benefited from the bullish triangle breakout highlighted Nov 18, 2020](#). The weekly and daily RSI, Stochastics and MACD are bottomish, rallying or consolidating recent gains, but weighed by the overbought daily Stochastics. I am looking at entering long in the green zone (of the daily chart), targeting the red zone for Thursday. The amber/yellow zone is where I might place a stop if I was a swing trader (although in my personal account with which I seldom hold overnight I sometimes set my stops tighter).

### Weekly/Daily/4hr



Join [Bambu](#) and I for our [conversation](#) on where crypto stands given the tumultuous 2022, covering on a wide range of topics from stablecoins, DeFi to whether the bear has ended post-FTX.



Bambu B2B Robo Advisor

4,652 followers

3d • 🌐

+ Follow ••

WealthTech Unwrapped is back with another video episode!

This week, Ned speaks with [Darren Chu](#), about the world of Cryptocurrency and BlockChain. They discuss the practical side of the technology and what the future holds for an industry that has been through many ups and downs.

Catch the full video episode on YouTube today, or visit our usual podcast pages to listen in. Links in comments.

Host: [Ned Phillips](#)

[#technology](#) [#video](#) [#cryptocurrency](#) [#blockchain](#) [#podcast](#) [#future](#)



You and 14 others

1 comment • 2 repost

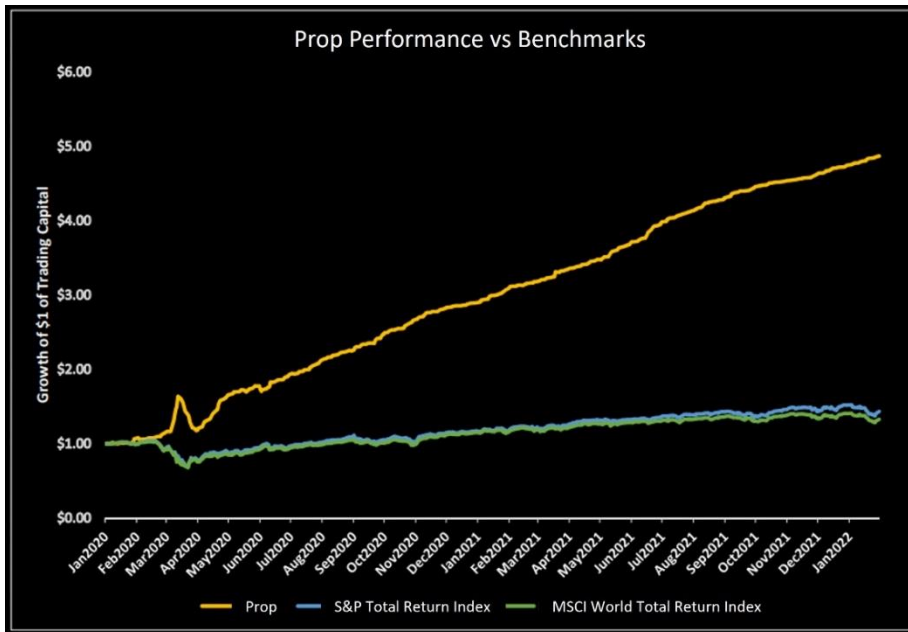
Reactions



Write to [info@tradablepatterns.com](mailto:info@tradablepatterns.com) to learn about how Institutional/Accredited Investors can gain access to:

### 1) Futures/FX/ETF Arbitraging, Marketmaking Hedge Fund

- a. Team's ex-Goldman Sachs, DRW, Jump, Standard Chartered
- b. Singapore-regulated
- c. Opportunity via equity, 12% unsecured note or VCC (principal protection + 5% coupon + 10% of trading returns)
- d. Prop performance since Jan 2020:



### Risk & Return Metrics

Net Trading Revenue (annu.)	<b>\$10 million</b>
Capital Base	<b>\$5.6 million</b>
Net Return (annu.)	<b>180.0%+</b>
Sharpe Ratio	<b>7.5+</b>
Best Month (Apr '20)	<b>+\$2.5 million</b>
Worst Month (Mar '20)	<b>+\$230,000</b>
% Positive Days	<b>93%</b>

*\*Since January 2020*

### Strategy Breakdown

- ETF/Index Arbitrage
- Currency Arbitrage
- Single Stock Futures Arbitrage
- Market Making/Liquidity Provision

### Asset Classes

- ETFs, Equities, Futures
- Foreign Exchange, Cryptocurrencies

2) Top 0.1% of 30k+ tech startups that apply to Y Combinator (#1 accelerator) each yr, via Singapore-regulated PE firm that mimics VC founded by Y Combinator alumni w/ 8x fund markup in 20 months


# Y COMBINATOR

Y Combinator (YC) is known as the world's #1 technology startup incubator with a portfolio valued at over \$600B.

**60+**  
companies valued above \$1B

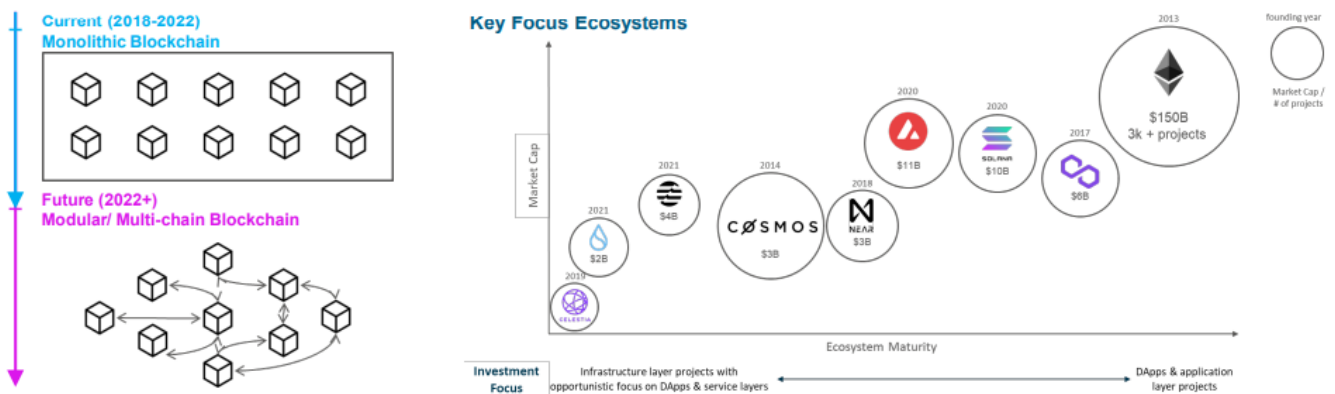
**260+**  
companies valued above \$150M

**15**  
Public companies



## 3) Hong Kong-regulated Web3 VC (co-founders managed USD 7B in prior careers, and have raised USD 25M of USD 50M target before 1<sup>st</sup> deployment)

### Investment Strategy – Mainstream Adoption Driven by Modular & Multi-chains

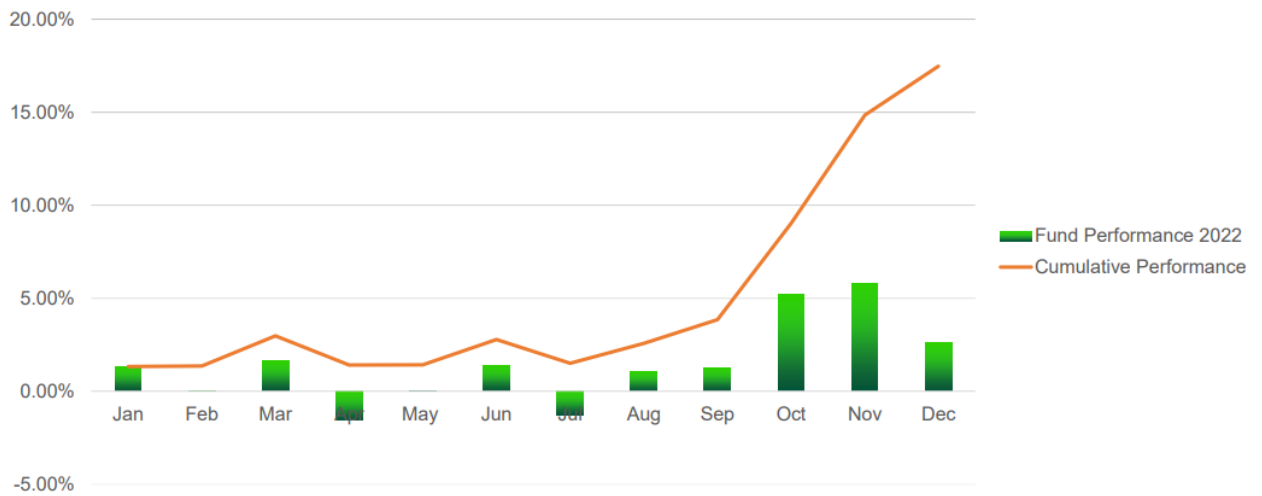


### Ecosystem & Edge - Sourcing within Web2 & Web3, empowering BUILDERS

<p><b>VC Network</b></p> <p><b>Investor network</b></p> <p>Funds: OZ, citi, Point72, Blackstone, ANIMATED BRANDS, BINANCE, Anagram, Bynance 字节跳动</p> <p>Corporates: ANIMATED BRANDS, BINANCE, Anagram, Bynance 字节跳动</p> <p><b>Layer 1s/ protocol network</b></p> <p>Bitcoin, Solana, Polygon, Cardano, Ethereum, MystenLabs, CØSMOS</p> <p><b>Silicon Valley-based developer network</b></p> <p>Apple, T, G, Snapchat, Airbnb, Meta, Uber, BLOCKCHAIN, STANFORD BLOCKCHAIN</p>	<p><b>Thought Leaderships in Web3 Education &amp; Founder Incubation</b></p> <p><b>Incubation/ Mentoring</b></p> <p><b>Stanford University Blockchain Incubator</b></p> <ul style="list-style-type: none"> <li>Advisor/ Mentor, join private demo day (\$40m raised)</li> <li>Other investors: Sequoia, Lightspeed, a16z, Paradigm</li> </ul> <p><b>San Francisco/ Online Coding Bootcamp</b></p> <ul style="list-style-type: none"> <li>200+ silicon valley-experienced engineers</li> <li>Instructor for Rust/ WASM/ Solidity/ Zk languages</li> <li>15+ white-glove referrals, with opening of discounted strategic rounds &amp; strategic partnerships (e.g. Multicoins)</li> </ul> <p><b>VC Iterative Venture</b></p> <ul style="list-style-type: none"> <li>A community of 2,000+ Facebook alumni who are founders, builders, advisors, and angel investors in the crypto space (e.g. Coinbase, OpenSea, Aptos/ Sui, a16z)</li> <li>~40% of early-stage deal pipeline with community-borne projects and member referrals</li> </ul>
--	---

#### 4) Singapore-Regulated Mean Reversion, Stat Arb, Momentum/TA-Based Hedge Fund

YEAR	Jan	Feb	Mar	Apr	May	Jun	Jul	Aug	Sep	Oct	Nov	Dec	YTD
2022	1.33%	0.03%	1.62%	-1.57%	0.01%	1.36%	-1.28%	1.07%	1.28%	5.18%	5.81%	2.63%	17.48



#### 5) Deeply discounted listed tokens

#### 6) High growth Seed to Series AA stage equity, debt, convertible debt, SAFE, SAFT, token opportunities within tech (mostly fintech, social commerce, SAAS, deep tech-related)



# CRYPTO WEEKLY OUTLOOK

Feb 13, 2022

**TOP50's TOP10 (BTCUSD, XTZUSD, XRPUSD, ETHUSD, FTTUSD, CROUSD, SANDUSD, MANAUSD, AVAXUSD, TRXUSD)**

## BITCOIN (BTCUSD) Daily



Darren Chu, CFA  
Founder  
Tradable Patterns



Join the world's largest asset manager and 2 of the world's 5 largest (and 5 of the 10 largest) hedge funds by AUM as daily readers of [Tradable Patterns](#)' technical analysis. As seen on Bloomberg, Refinitiv, Factset, Interactive Brokers, readers include global top 10 investment banks. If you represent an institutional investor or potential distribution partner, write to [info@tradablepatterns.com](mailto:info@tradablepatterns.com) to request Bloomberg, Refinitiv and Factset readership reports.

**Crypto Weekly Outlook** offers technical Analysis for 10 coins from the top 50 in market cap that are most interesting for the coming week from a TA standpoint.



[Sample with Fundamental analysis on ETHUSD, BTCUSD and on the industry from Nov 28, 2021 right before a deepening in the crypto market correction.](#)



## CRYPTO WEEKLY OUTLOOK

ETHEREUM + INDUSTRY FUNDAMENTALS + BITCOIN + RIPPLE

### ETHEREUM (ETHUSD)

Nov 28, 2021

Ethereum (ETHUSD) is deepening in its correction, and appears poised to slide further this week. Significantly, ETHUSD is at high risk of exceeding the September pullback in magnitude, following in Bitcoin (BTCUSD)'s footsteps. The current 2 week downturn is testing the psychologically key 4k whole figure level, and appears to be gravitating towards an uptrend support line (on the weekly chart) connecting the July and September lows. Odds are elevated for a test of the 50% Fib retrace of the July to October rally sometime in December. ETHUSD's correlation to BTCUSD (on a weekly chart) is at 0.95, near the upper end of its 5 year range. [Congratulations to readers alerted August 1st of the completion of the major June-July bottom](#), and to those who heeded [the warning May 16th of the major top forming](#). The weekly RSI, Stochastics and MACD are tiring, weighing on the attempting to bottom daily RSI and Stochastics. I am likely going to remain flat this week but would consider going long in the 3000-3300 range, targeting a 3000-4000 range for December.

#### Weekly (Liquid)



Darren Chu, CFA  
Founder  
Tradable Patterns



Join the world's largest asset manager and 2 of the world's 5 largest (and 5 of the 10 largest) hedge funds by AUM as daily readers of [Tradable Patterns'](#) technical analysis. As seen on Bloomberg, Refinitiv, Factset, Interactive Brokers, readers include global top 10 investment banks. **If you represent an institutional investor or potential distribution partner, write to [info@tradablepatterns.com](mailto:info@tradablepatterns.com) to request Bloomberg, Refinitiv and Factset readership reports.**



**Bloomberg**

REFINITIV

**FACTSET**

FINANCIAL TIMES

ALPHAVILLE



# COFFEE DAILY

Jan 2, 2022

## ROBUSTA COFFEE (RC)

Robusta Coffee (RC) edged lower Friday, closing 2021 just below the fresh year high. Significantly, with the new year beginning, odds are high after last year's strong bull market for RC to at least see a healthy correction. RC is bumping up against upchannel resistance (on the weekly chart), with some hesitation late last week as seen by the 2 consecutive daily Dojis. Any test of the psychologically key 2500 whole figure level will likely have to wait until at least Feb February. The weekly and daily RSI, Stochastics and MACD are rallying or consolidating recent gains. I am looking at entering long in the green zone of the daily chart (in the ~2270-2330 range), targeting the red zone (of the daily chart in the ~2400-2450 range) for Friday. The amber/yellow zone (in the ~2190-2240 range) is where I might place a stop if I was a swing trader (although in my personal account with which I seldom hold overnight I sometimes set my stops tighter).

### Weekly/Daily/4hr



Darren Chu, CFA  
Founder  
Tradable Patterns



Join the world's largest asset manager and 2 of the world's 5 largest (and 5 of the 10 largest) hedge funds by AUM as daily readers of [Tradable Patterns' technical analysis](#). As seen on Bloomberg, Refinitiv, Factset, Interactive Brokers, readers include global top 10 investment banks. **If you represent an institutional investor or potential distribution partner, write to [info@tradablepatterns.com](mailto:info@tradablepatterns.com) to request Bloomberg, Refinitiv and Factset readership reports.**



**Bloomberg**

REFINITIV

**FACTSET**

FINANCIAL TIMES

ALPHAVILLE



InteractiveBrokers

**barchart**

Get your coffee today? You can now enjoy your brew with Coffee Daily - Tradable Patterns' Arabica and Robusta Coffee Futures technical analysis newsletter, published Monday to Friday before the London open. Write to [info@tradablepatterns.com](mailto:info@tradablepatterns.com) for pricing details and sample reports.

For less experienced traders, tutorials and workshops are offered online and throughout Southeast Asia.

Tradable Patterns content does not constitute an advisory and does not make recommendations, but can supplement your own analysis. Please do your own due diligence ahead of any trades.

This communication is issued by Tradable Patterns and/or affiliates of Tradable Patterns. This is not a personal recommendation, nor an offer to buy or sell nor a solicitation to buy or sell any securities, investment products or other financial instruments or services. This material is distributed for general informational and educational purposes only and is not intended to constitute legal, tax, accounting or investment advice.

The statements in this document shall not be considered as an objective or independent explanation of the matters. Please note that this document (a) has not been prepared in accordance with legal requirements designed to promote the independence of investment research, and (b) is not subject to any prohibition on dealing ahead of the dissemination or publication of investment research.

Tradable Patterns 2021. All rights reserved.

Intended for recipient only and not for further distribution without the consent of Tradable Patterns.