



# COFFEE DAILY

Mar 30, 2023

## ROBUSTA COFFEE (RC)

Robusta Coffee (RC) slid more than 0.5% yesterday on more healthy profit-taking, closing near the February high after forming a fresh 2023 high Tuesday. Regardless of the moderately high odds of further consolidation the balance of this week, RC appears likely to break above the August 2022 high by April sometime. RC remains in the advanced stages of concluding the massive Bull Flag consolidation since late 2021 (seen easier on a monthly chart on [tradingview.com](https://tradingview.com)). Odds are low for now for a retest (in April) of the February low, the psychologically key 2000 whole figure level, the 38.2% Fib retrace of the January to February rally and prior downchannel resistance (on the weekly chart). The weekly RSI, Stochastics and MACD are rallying or consolidating recent gains, weighed by the tiring daily Stochastics. I am looking at entering long in the green zone of the daily chart (in the ~2100-2170 range), targeting the red zone (of the daily chart in the ~2210-2280 range) for Wednesday. The amber/yellow zone (in the ~2000-2085 range) is where I might place a stop if I was a swing trader (although in my personal account with which I seldom hold overnight I sometimes set my stops tighter).

### Weekly/Daily/4hr



Darren Chu, CFA  
 Founder  
 Tradable Patterns



Join the world's largest asset manager and 2 of the world's 5 largest (and 5 of the 10 largest) hedge funds by AUM as daily readers of [Tradable Patterns](https://tradablepatterns.com)' technical analysis. As seen on Bloomberg, Refinitiv, Factset, Interactive Brokers, readers include global top 10 investment banks. **If you represent an institutional investor or potential distribution partner, write to [info@tradablepatterns.com](mailto:info@tradablepatterns.com) to request Bloomberg, Refinitiv and Factset readership reports.**



**Bloomberg**

REFINITIV 

**FACTSET**

FINANCIAL TIMES

ALPHAVILLE



## ARABICA COFFEE (KC)

Arabica Coffee (KC) slid more than 2% yesterday, closing at the daily chart triangle support at a fresh March low. With the current red weekly candle body lengthening, odds are elevated for an extension (going into April) of the downchannel (on the weekly chart) below the February low. KC is likely though to first see some short covering today as it tests downchannel support (on the 4hr chart). The weekly and daily RSI, Stochastics and MACD are tiring or steadily sloping down. I am looking at entering long in the green zone of the daily chart (in the ~1.59-1.70 range), targeting the red zone (of the daily chart in the ~1.80-1.88 range) for Wednesday. The amber/yellow zone (in the ~1.45-1.57 range) is where I might place a stop if I was a swing trader (although in my personal account with which I seldom hold overnight I sometimes set my stops tighter).

### Weekly/Daily/4hr



Join [Bambu](#) and I for our [conversation](#) on where crypto stands given the tumultuous 2022, covering on a wide range of topics from stablecoins, DeFi to whether the bear has ended post-FTX.







Bambu B2B Robo Advisor

4,652 followers

3d • 🌐

+ Follow ...

WealthTech Unwrapped is back with another video episode!

This week, Ned speaks with [Darren Chu](#), about the world of Cryptocurrency and BlockChain. They discuss the practical side of the technology and what the future holds for an industry that has been through many ups and downs.

Catch the full video episode on YouTube today, or visit our usual podcast pages to listen in. Links in comments.

Host: [Ned Phillips](#)

[#technology](#) [#video](#) [#cryptocurrency](#) [#blockchain](#) [#podcast](#) [#future](#)



You and 14 others

1 comment • 2 reposts

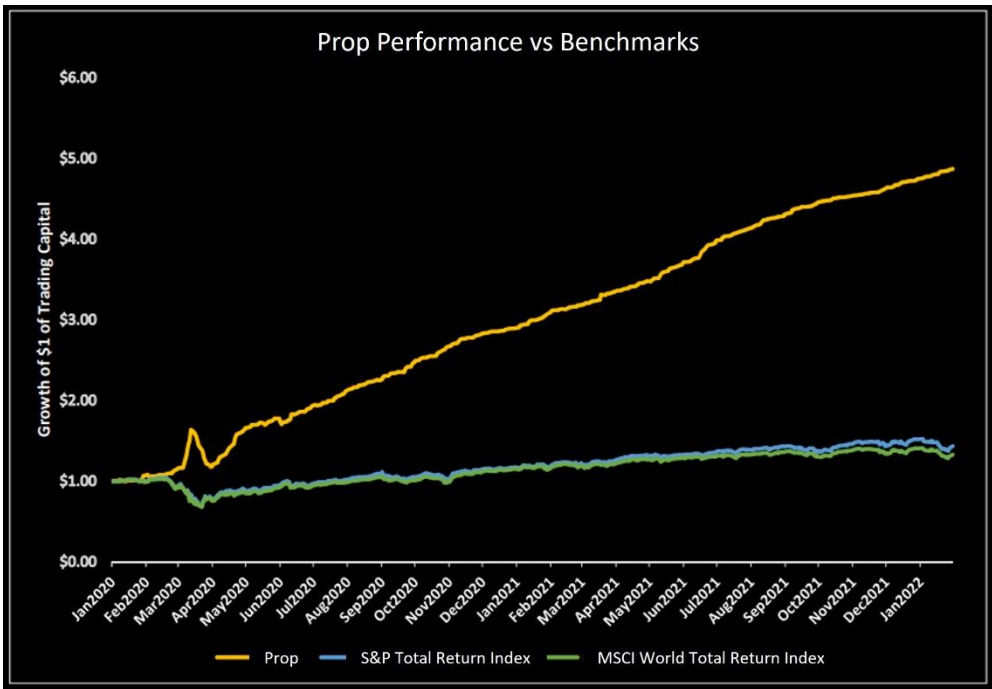
Reactions



Write to [info@tradablepatterns.com](mailto:info@tradablepatterns.com) to learn about how Institutional/Accredited Investors can gain access to:

### 1) Futures/FX/ETF Arbitraging, Marketmaking Hedge Fund

- a. Team's ex-Goldman Sachs, DRW, Jump, Standard Chartered
- b. Singapore-regulated
- c. Opportunity via equity or VCC (principal protection + 5% coupon + 10% of trading returns)
- d. Prop performance since Jan 2020:



### Risk & Return Metrics

Net Trading Revenue (annu.)	<b>\$10 million</b>
Capital Base	<b>\$5.6 million</b>
Net Return (annu.)	<b>180.0%+</b>
Sharpe Ratio	<b>7.5+</b>
Best Month (Apr '20)	<b>+\$2.5 million</b>
Worst Month (Mar '20)	<b>+\$230,000</b>
% Positive Days	<b>93%</b>

*\*Since January 2020*

### Strategy Breakdown

- ETF/Index Arbitrage
- Currency Arbitrage
- Single Stock Futures Arbitrage
- Market Making/Liquidity Provision

### Asset Classes

- ETFs, Equities, Futures
- Foreign Exchange, Cryptocurrencies

2) Top 0.1% of 30k+ tech startups that apply to Y Combinator (#1 accelerator) each yr, via Singapore-regulated PE firm that mimics VC founded by Y Combinator alumni w/ 8x fund markup in 20 months


## Y COMBINATOR

Y Combinator (YC) is known as the world's #1 technology startup incubator with a portfolio valued at over \$600B.

**60+**  
companies valued above \$1B

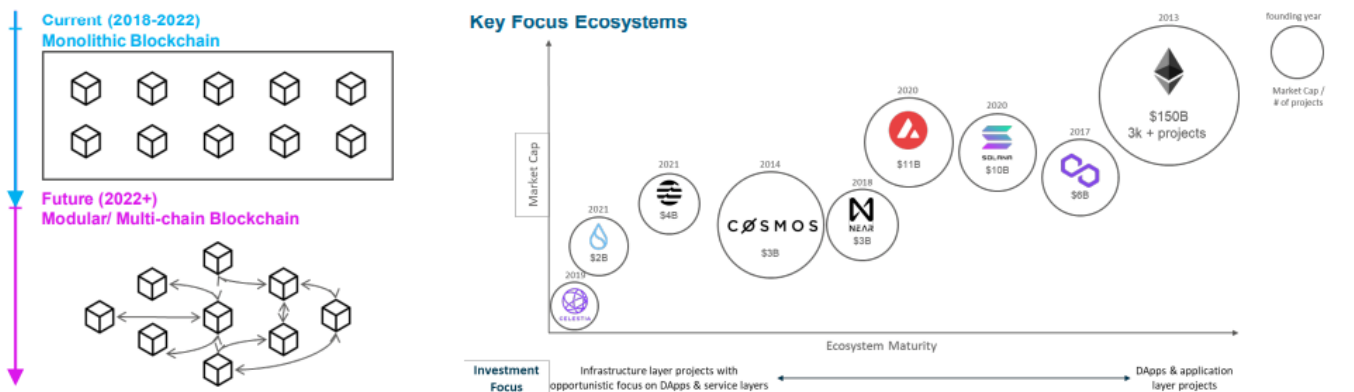
**260+**  
companies valued above \$150M

**15**  
Public companies



3) Hong Kong-regulated Web3 VC (co-founders managed USD 7B in prior careers, and have raised USD 25M of USD 50M target before 1st deployment)

## Investment Strategy – Mainstream Adoption Driven by Modular & Multi-chains

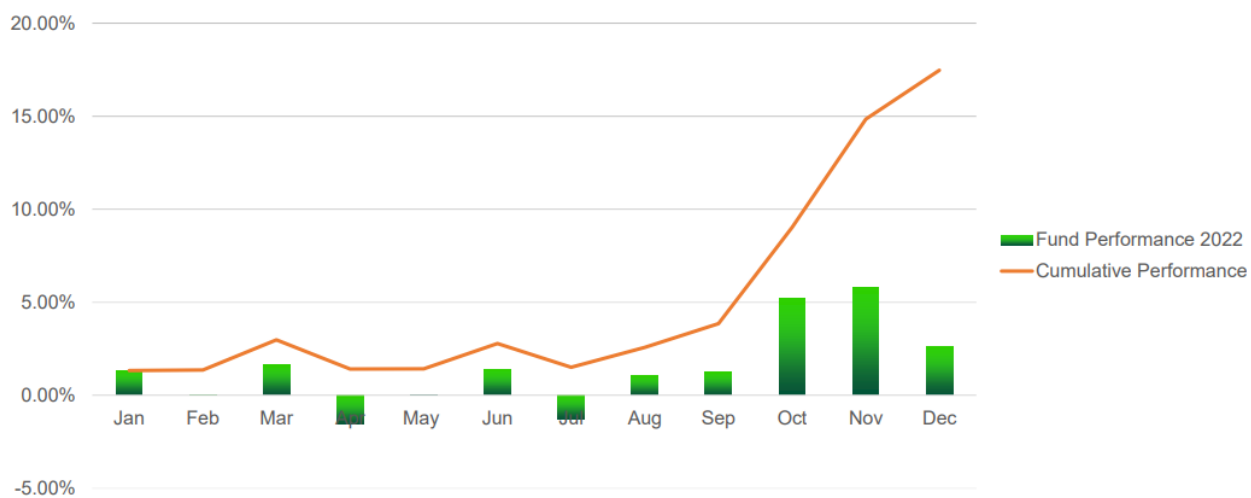


## Ecosystem & Edge - Sourcing within Web2 & Web3, empowering BUILDers

<b>VC Network</b>		<b>Thought Leaderships in Web3 Education &amp; Founder Incubation</b>	
<p><b>Investor network</b></p> <p>Funds</p> <p><b>Layer 1s/ protocol network</b></p> <p><b>Silicon Valley-based developer network</b></p>	<p>Corporates</p>	<p><b>Incubation/ Mentoring</b></p> <p><b>Stanford University Blockchain Incubator</b></p> <ul style="list-style-type: none"> <li>• Advisor/ Mentor, join private demo day (\$40m raised)</li> <li>• Other investors: Sequoia, Lightspeed, a16z, Paradigm</li> </ul> <p><b>Developer Education</b></p> <p><b>San Francisco/ Online Coding Bootcamp</b></p> <ul style="list-style-type: none"> <li>• 200+ silicon valley-experienced engineers</li> <li>• Instructor for Rust/ WASM/ Solidity/ Zk languages</li> <li>• 15+ white-glove referrals, with opening of discounted strategic rounds &amp; strategic partnerships (e.g. Multicoins)</li> </ul> <p><b>VC Iterative Venture</b></p> <ul style="list-style-type: none"> <li>• A community of 2,000+ Facebook alumni who are founders, builders, advisors, and angel investors in the crypto space (e.g. Coinbase, OpenSea, Aptos/ Sui, a16z)</li> <li>• ~40% of early-stage deal pipeline with community-borne projects and member referrals</li> </ul>	

#### 4) Singapore-Regulated Mean Reversion, Stat Arb, Momentum/TA-Based Hedge Fund

YEAR	Jan	Feb	Mar	Apr	May	Jun	Jul	Aug	Sep	Oct	Nov	Dec	YTD
2022	1.33%	0.03%	1.62%	-1.57%	0.01%	1.36%	-1.28%	1.07%	1.28%	5.18%	5.81%	2.63%	17.48



#### 5) Deeply discounted listed tokens

#### 6) High growth Seed to Series AA stage equity, debt, convertible debt, SAFE, SAFT, token opportunities within tech (mostly fintech, social commerce, SAAS, deep tech-related)





Darren Chu, CFA  
 Founder  
 Tradable Patterns



Join the world's largest asset manager and 2 of the world's 5 largest (and 5 of the 10 largest) hedge funds by AUM as daily readers of [Tradable Patterns](#)' technical analysis. As seen on Bloomberg, Refinitiv, Factset, Interactive Brokers, readers include global top 10 investment banks. **If you represent an institutional investor or potential distribution partner, write to [info@tradablepatterns.com](mailto:info@tradablepatterns.com) to request Bloomberg, Refinitiv and Factset readership reports.**

## TODAY'S TOP 3 TRADES

Jan 19, 2022

**METALS/ENERGY (NATURAL GAS, SILVER) + TODAY'S TOP TRADE (VIX)**

**Natural Gas (NG)**

Natural Gas (NG) is trying to bounce off uptrend support (on the 4hr chart) in today's Asia morning, making progress in recovering after Thursday's strong profittaking. Significantly, NG is extending Friday's rebound from just above the psychologically key 4 whole figure level, with the catalyst for testing triangle resistance (on the daily chart) coming as early as Thursday's highly anticipated weekly storage data. With NG comfortably above the 50% Fib retrace of the entire June 2020 to October 2021 rally (seen on tradingview.com on a monthly chart), NG appears unlikely to retest the December low the balance of January. Congratulations to Premium Members who benefited from the opportunities highlighted [Jan 27th](#) and [April 14th](#). The weekly, daily and 4hr RSI, Stochastics and MACD are bottomish, rallying or consolidating recent gains. I am looking to enter long in the green zone (of the daily chart), targeting the red zone for Tuesday. The amber/yellow zone is where I might place a stop if I was a swing trader (although in my personal account with which I seldom hold overnight I sometimes set my stops tighter).

**Weekly/Daily/4hr**



AS SEEN ON

**Bloomberg**

REFINITIV

**FACTSET**

FINANCIAL TIMES

ALPHAVILLE

Ice

InteractiveBrokers

**barchart**

**Today's Top 3 Trades** offers technical analysis on a subset of 3 CME/ICE commodity/index futures or spot FX markets (with coverage for 2 markets from a designated asset class(es) for each weekday as seen in the Watchlist), plus the top trade idea for the day from any asset class. All 3 markets covered are selected based on their likelihood to exhibit trend reversal or continuation during the week that begins on the day of coverage, based on technical analysis and news flow. For instance, Monday coverage is on 2 Agri's (and potentially 1 Index), while Tuesdays are devoted to 2 Indices (and potentially 1 Soft).





# CRYPTO WEEKLY OUTLOOK

Feb 13, 2022

**TOP50's TOP10 (BTCUSD, XTZUSD, XRPUSD, ETHUSD, FTTUSD, CROUSD, SANDUSD, MANAUSD, AVAXUSD, TRXUSD)**

## BITCOIN (BTCUSD) Daily



Darren Chu, CFA  
Founder  
Tradable Patterns



Join the world's largest asset manager and 2 of the world's 5 largest (and 5 of the 10 largest) hedge funds by AUM as daily readers of [Tradable Patterns](https://tradablepatterns.com)' technical analysis. As seen on Bloomberg, Refinitiv, Factset, Interactive Brokers, readers include global top 10 investment banks. If you represent an institutional investor or potential distribution partner, write to [info@tradablepatterns.com](mailto:info@tradablepatterns.com) to request Bloomberg, Refinitiv and Factset readership reports.

**Crypto Weekly Outlook** offers technical Analysis for 10 coins from the top 50 in market cap that are most interesting for the coming week from a TA standpoint.



[Sample with Fundamental analysis on ETHUSD, BTCUSD and on the industry from Nov 28, 2021 right before a deepening in the crypto market correction.](#)



## CRYPTO WEEKLY OUTLOOK

ETHEREUM + INDUSTRY FUNDAMENTALS + BITCOIN + RIPPLE

### ETHEREUM (ETHUSD)

Nov 28, 2021

Ethereum (ETHUSD) is deepening in its correction, and appears poised to slide further this week. Significantly, ETHUSD is at high risk of exceeding the September pullback in magnitude, following in Bitcoin (BTCUSD)'s footsteps. The current 2 week downturn is testing the psychologically key 4k whole figure level, and appears to be gravitating towards an uptrend support line (on the weekly chart) connecting the July and September lows. Odds are elevated for a test of the 50% Fib retrace of the July to October rally sometime in December. ETHUSD's correlation to BTCUSD (on a weekly chart) is at 0.95, near the upper end of its 5 year range. [Congratulations to readers alerted August 1st of the completion of the major June-July bottom](#), and to those who heeded [the warning May 16th of the major top forming](#). The weekly RSI, Stochastics and MACD are tiring, weighing on the attempting to bottom daily RSI and Stochastics. I am likely going to remain flat this week but would consider going long in the 3000-3300 range, targeting a 3000-4000 range for December.

#### Weekly (Liquid)



Darren Chu, CFA  
Founder  
Tradable Patterns



Join the world's largest asset manager and 2 of the world's 5 largest (and 5 of the 10 largest) hedge funds by AUM as daily readers of [Tradable Patterns' technical analysis](#). As seen on Bloomberg, Refinitiv, Factset, Interactive Brokers, readers include global top 10 investment banks. **If you represent an institutional investor or potential distribution partner, write to [info@tradablepatterns.com](mailto:info@tradablepatterns.com) to request Bloomberg, Refinitiv and Factset readership reports.**



**Bloomberg**

REFINITIV 

**FACTSET**

FINANCIAL TIMES

ALPHAVILLE

For less experienced traders, tutorials and workshops are offered online and throughout Southeast Asia.

Tradable Patterns content does not constitute an advisory and does not make recommendations, but can supplement your own analysis. Please do your own due diligence ahead of any trades.